

สนุกกับภาษา

ชั้นประถมศึกษาปีที่ 3

ผู้สอน ครูปิยะวรรณ รุ่งอยู่ทอง

เรื่อง **In my school bag**

ENG

Hello!

A

B

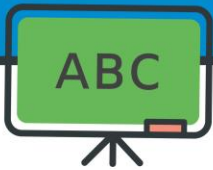
C



Numbers

1-5	6-10
one = 1	six = 6
two = 2	seven = 7
three = 3	eight = 8
four = 4	nine = 9
five = 5	ten = 10

o!



Numbers

11-15	16-20
eleven = 11	sixteen = 16
twelve = 12	seventeen = 17
thirteen = 13	eighteen = 18
fourteen = 14	nineteen = 19
fifteen = 15	twenty = 20

o!



Numbers

21-25

twenty-one = 21

twenty-two = 22

twenty-three = 23

twenty-four = 24

twenty-five = 25

26-30

twenty-six = 26

twenty-seven = 27

twenty-eight = 28

twenty-nine = 29

thirty = 30

o!



Numbers

31-35

thirty-one = 31

thirty-two = 32

thirty-three = 33

thirty-four = 34

thirty-five = 35

36-40

thirty-six = 36

thirty-seven = 37

thirty-eight = 38

thirty-nine = 39

forty = 40

o!



Numbers

41-45

forty-one = 41

forty-two = 42

forty-three = 43

forty-four = 44

forty-five = 45

46-50

forty-six = 46

forty-seven = 47

forty-eight = 48

forty-nine = 49

fifty = 50

o!



BUZZ


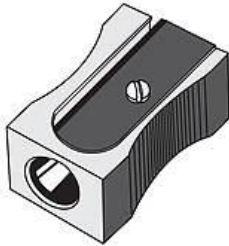

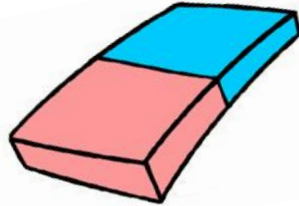
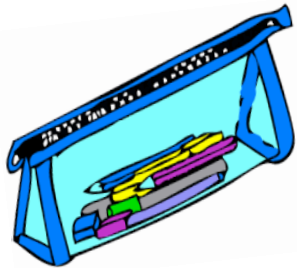


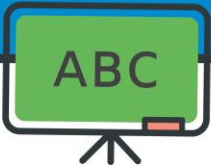
NUMBERS 1-50 BLUE ICONS



INCLUDES: SVG, PNG, JPG FILES

Things in the classroom

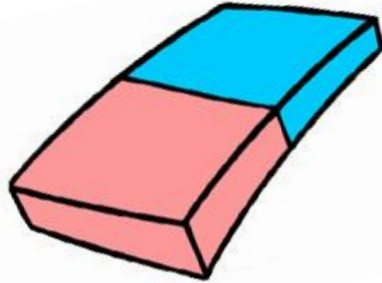




school bag

color pencil

hello!

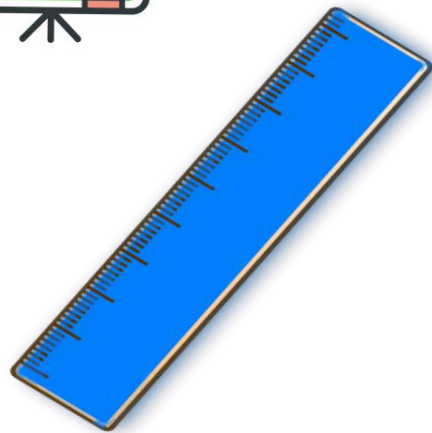


book

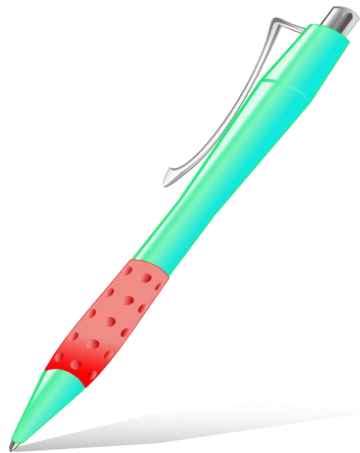
eraser

highlighter

hello!



ruler



pen

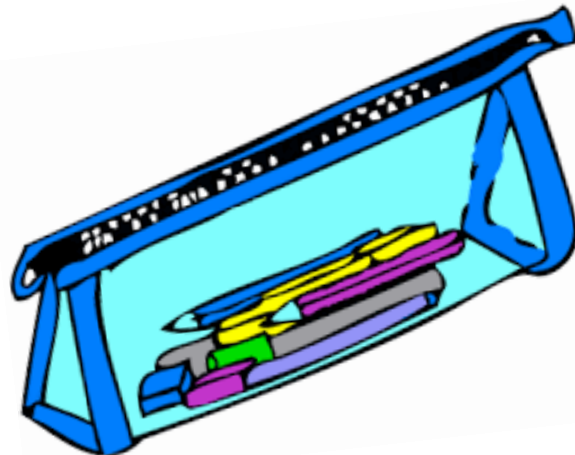


pencil

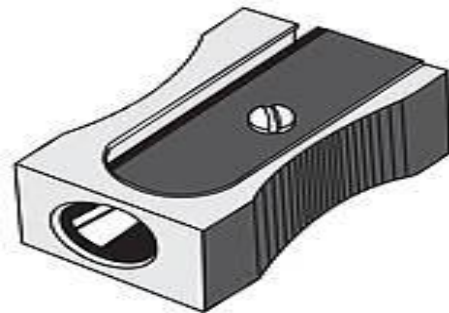
hello!



pencil case



sharpener



Hello!



crayon



notebook

Hello!

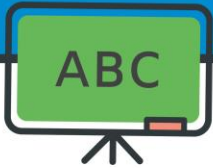


A: How many things do you have in your school bag?

B: I have. **number** (จำนวน) **things** (สิ่งของ)
in my school bag.

Hello!





How many things do you have in your school bag?



I have

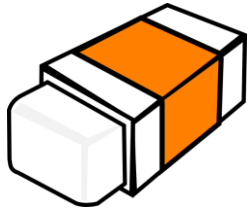
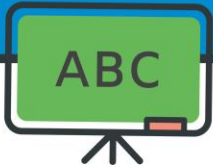
.....

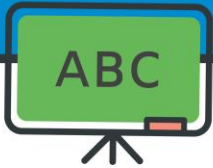
.....

.....

in my school bag.







How many things do you have in your school bag?



I have

.....

.....

.....

in my school bag.

memo!





I have

.....

.....

.....

.....

in my schoolbag.





Let's




game

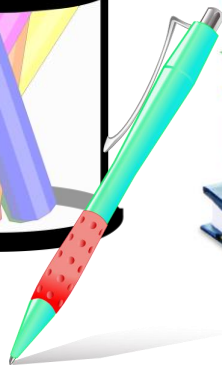

Hello!



A






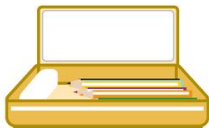

B





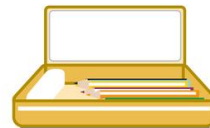
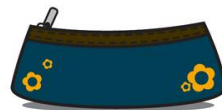
hello!



A



B






A



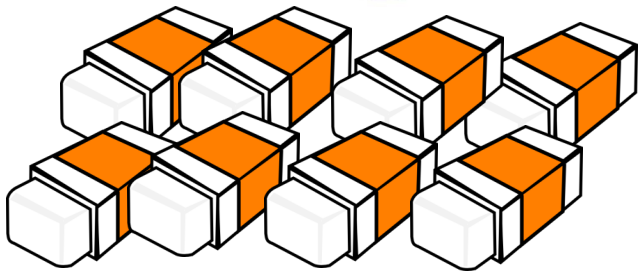

B



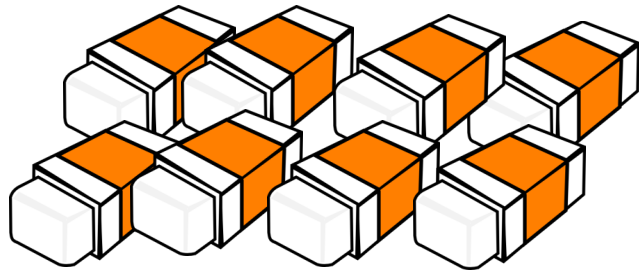
Ho!



A



B






A

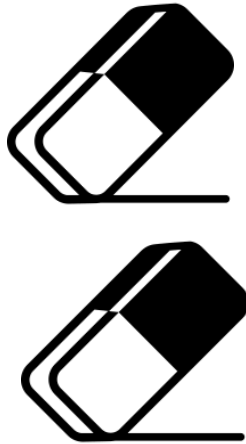


B



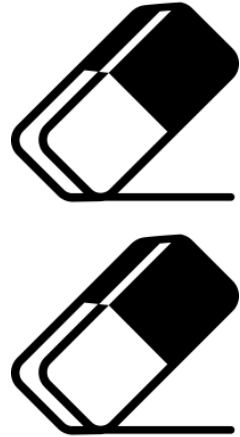


A



40+

B




30+

Hello!




A

20+



B

20+



Hello!



27



Winnamtuqutit 3 School, I See Back to School, I Get Ready!
Tuvutit 3 In My School Bag

- Winnamtuqutit: 1. I see back to school, I get ready!
2. I see back to school, I get ready!
3. I see back to school, I get ready!

Instructions: Describe things in your school bag.

In my school bag

.....
.....
.....
.....
.....
.....
.....
.....
.....
.....





ABC

ใบงานที่ 3 In My School Bag

ขั้นตอนการทำกิจกรรม

1. เขียนประโยคบรรยายสิ่งของในกระเป๋านักเรียนของนักเรียน 5 ประโยค
2. เปรียบเทียบผลงานการเขียนประโยคกับเพื่อน
3. ส่งผลงานให้ครูตรวจ

Instructions: Describe things in your school bag.



Hello!

In my school bag

.....

.....

.....

.....

.....

.....

.....

.....

.....

.....

