

รายวิชา ภาษาอังกฤษ

รหัสวิชา อ16101

เรื่อง

English Day (1)

ชั้นประถมศึกษาปีที่ 6

ผู้สอน ครูกนกวรรณ มีศรีผ่อง



English Day

(1)



Objectives

The students are able to

1. Give the meaning of the words about cards.
2. Tell the sentence structures about making cards.
3. Read and follow the steps of making cards.



CARDS



Birthday Card



Christmas Card



New Year Card

CARDS



Mother's Day card



Father's Day card

WORKSHEET 1: How to Make a Card

Materials



ribbon



coloured paper



glue



scissors



string

How to Make a Card

Instructions: Rearrange the steps of making a card.

3 String ribbon through the holes.

4 Write words on the card and draw pictures or decorate your card.

1 Cut a card from coloured paper.


2 Make holes around the edge of the card.

How to Make a Card

- 1 Cut a card from coloured paper.
- 2 Make holes around the edge of the card.
- 3 String ribbon through the holes.
- 4 Write words on the card and draw pictures or decorate your card.


How to Make a Card

Frist : Cut a card from coloured paper.



How to Make a Card

Next : Make holes around the edge of the card.



How to Make a Card

Then : String ribbon through the holes.



How to Make a Card

Finally : Write words on the card and draw pictures or decorate your card.



Mother's Day Card

I wish you all the best on your day!

May this birthday be the beginning of the best years of your life.



Thank you for being such a great mother.

I wish you happiness in the year to come.



For a great Mom like you! Thank you.

Wishing you peace, love and laughter in the new year.

New Year Card

I wish you all the best on your day!

May this birthday be the beginning of the best years of your life.



Thank you for being such a great mother.



I wish you happiness in the year to come.



For a great Mom like you! Thank you.



Wishing you peace, love and laughter in the new year.

Birthday Card



I wish you all the best on your day!



May this birthday be the beginning of the best years of your life.



Thank you for being such a great mother.



I wish you happiness in the year to come.



For a great Mom like you! Thank you.



Wishing you peace, love and laughter in the new year.

Mother's Day Card

I love you, MOM! Thank you for everything.

For a great Mom like you! Thank you.

I hope your day is full of love and happiness.
Happy Mother's Day.

Thank you for being such a great mother.
Happy Mother's Day.



Birthday Card

I wish you all the best on your day!

May this birthday be the beginning of the best years of your life.

Wish you all the happiness in the world!



New Year Card



Wishing you peace, love and laughter
in the new year.

I wish you happiness in the year to come.

New Year's blessings to you and all your family!

REVIEW

การใช้คำบอกขั้นตอน

ขั้นแรก

First:

Cut a card.

ถัดมา

Next:

Make holes.

หลังจากนั้น

Then:

String ribbon.

สุดท้าย

Finally

Write words.



Assignments

Making cards




www.pinterest.com by Susan Pearse Hewitt




สิ่งที่ต้องเตรียม

1. A4 Paper
or larger



2. Colour pens



3. Ruler



www.freepik.com by user12101936
www.freepik.com by freepik

