

# รายวิชา ภาษาอังกฤษ

รหัสวิชา อ13101

ชั้นประถมศึกษาปีที่ 3

ผู้สอน ครูปิยะวรรณ รุ่งอยู่ทอง

เรื่อง Parts of your body.

Hello!

ENG

A


B

C

# Body ร่างกาย



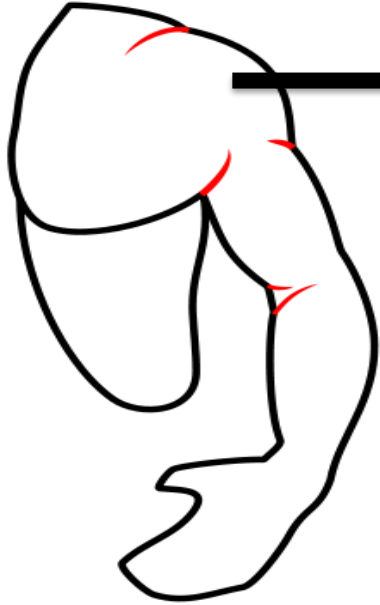
ABC



head

Hello!

ABC

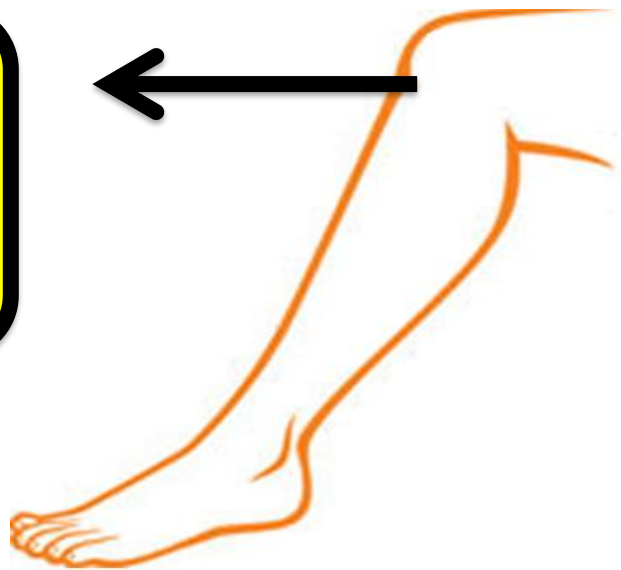


shoulder

Hello!

ABC

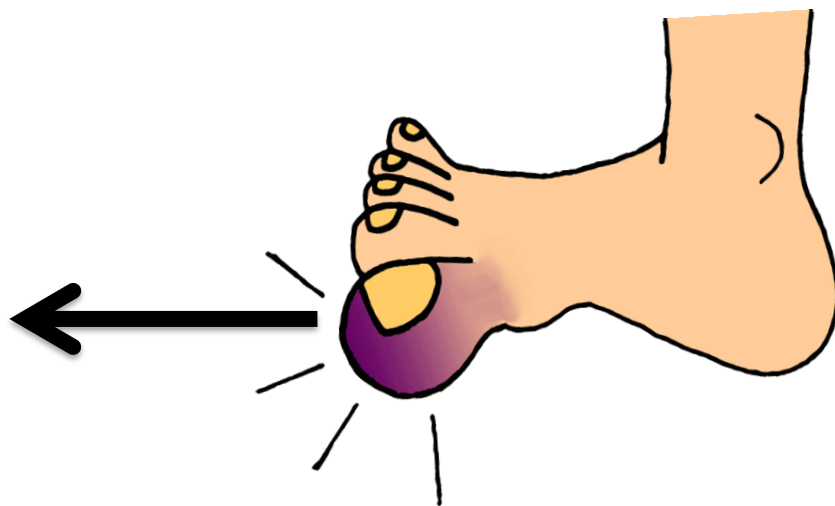
knee



Hello!

ABC

toe



Hello!

ABC



hand

Hello!

ABC

finger



Hello!



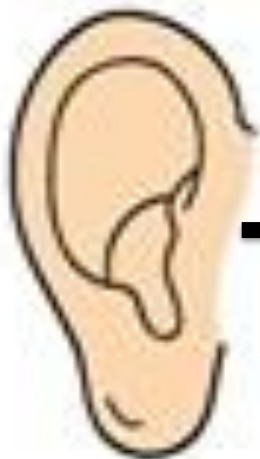
ABC

foot



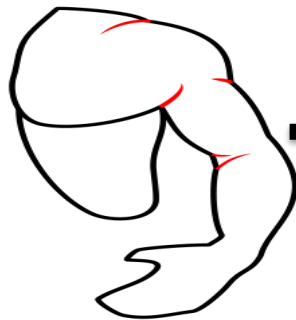
Hello!

ABC

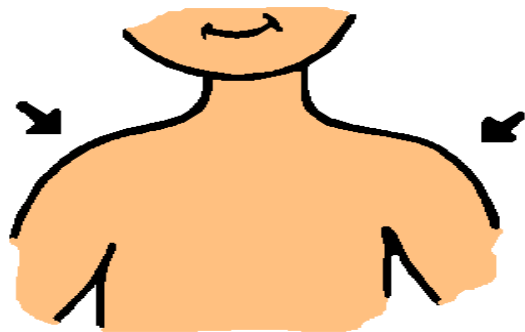


ear

Hello!



shoulder



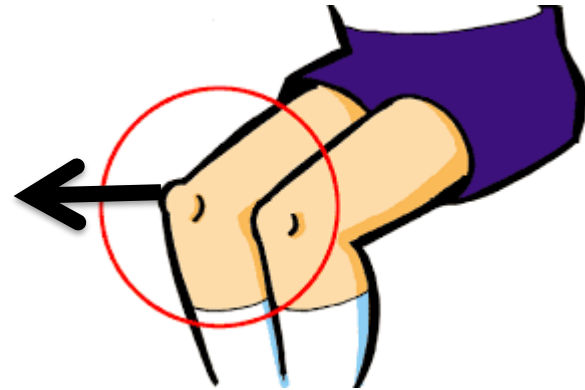
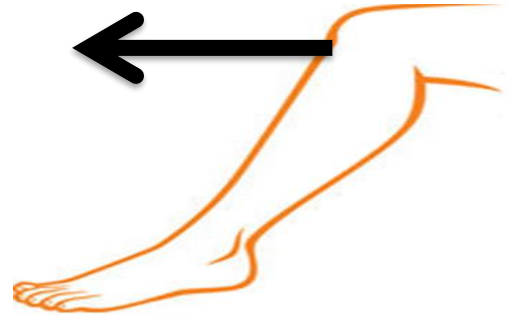
shoulders

Hello!

ABC

knee

knees

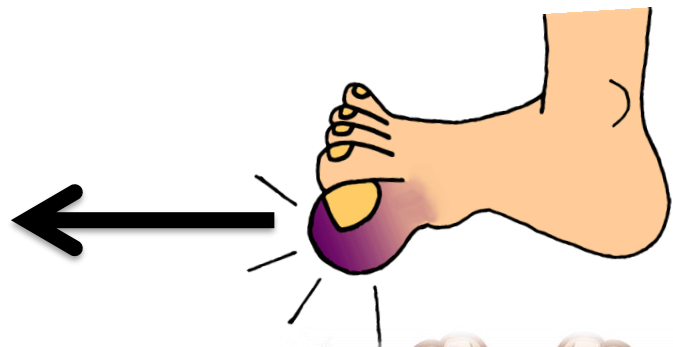


Hello!

ABC

toe

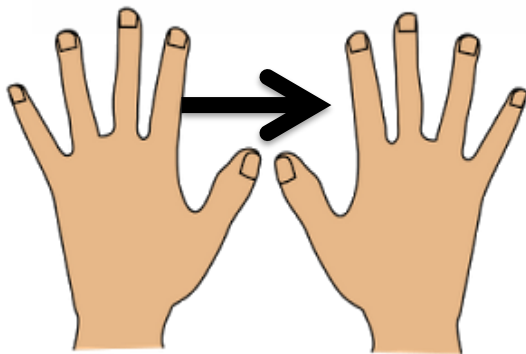
toes



ello!



hand



hands

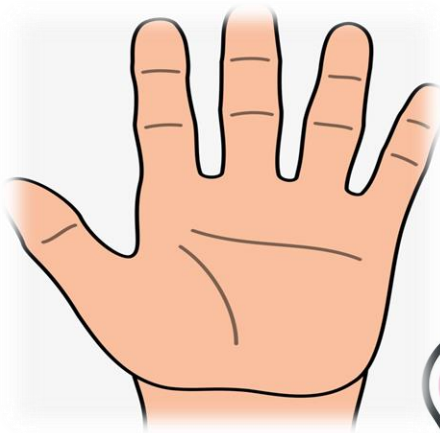
Hello!

ABC

finger



fingers

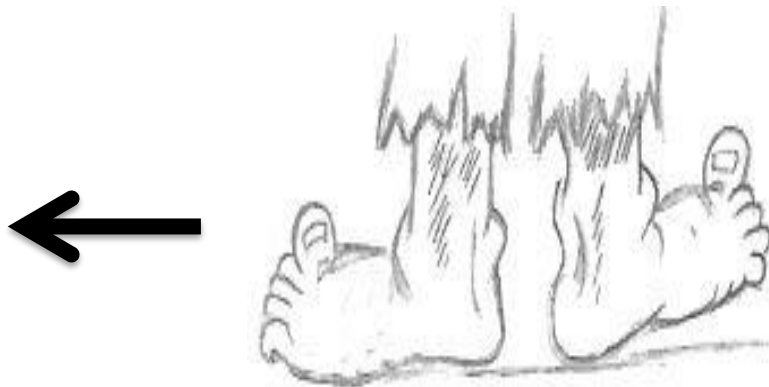


Hello!

ABC

foot

feet



Hello!



ABC



ear



ears

Hello!



: What's **this?**



: It's a/an .....

Hello!




: What's **this?**



: It's a/an .....

Hello!

ABC



head



: What's this?



: It's a

head.

Hello!



ear



: What's this?

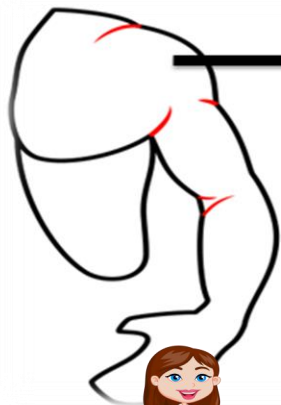


: It's an

ear.

Hello!

ABC



shoulder



: What's this?



: It's a

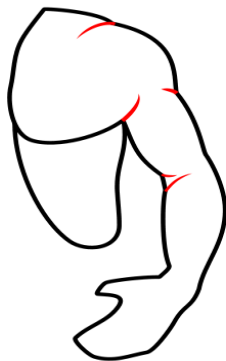

shoulder.

Hello!




this

มี 1 สิ่ง



Hello!

1.



: What's this?

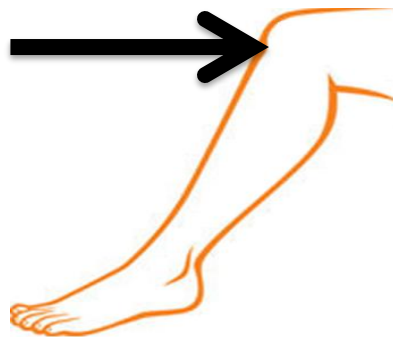


: It's a/an.....

2.



3.



Hello!





: What are **these?**



: These are my.....

Hello!



: What are **these?**

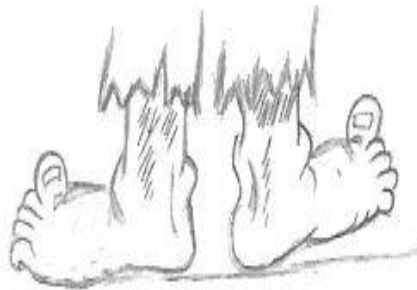


: These are my.....

Hello!



feet



A: What are these?

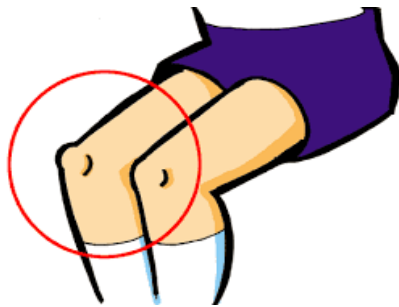
B: These are my

feet.

Hello!



knees



A: What are these?

B: These are my

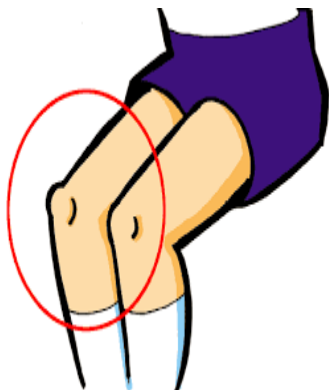
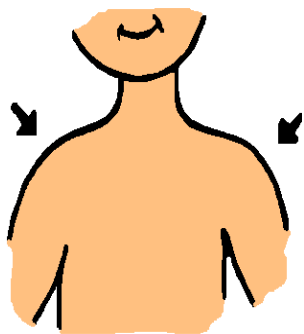
knees.

Hello!

ABC

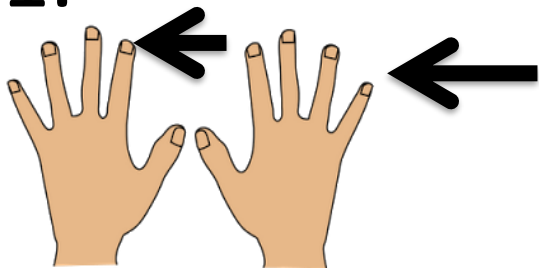
these

มีมากกว่า 1 สิ่ง



Hello!

1.

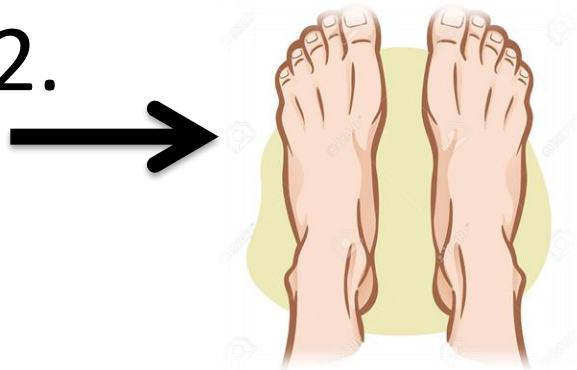


: What are these?

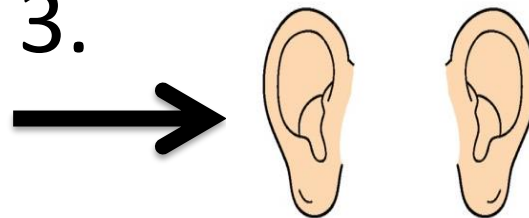


: These are my .....

2.



3.



Hello!



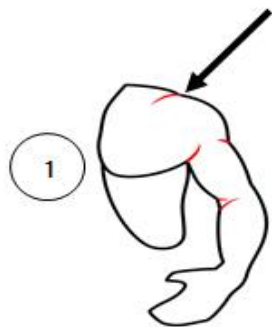
## ขั้นตอนการทำกิจกรรม

1. เขียนคำศัพท์ให้ตรงกับรูปภาพ
2. ตรวจสอบคำตอบกับเพื่อนและเฉลยของครู
3. ฝึกออกเสียงคำศัพท์

Instructions: Write the words.

Hello!

ABC



2



4



Hello!



ABC



Hello!