

รายวิชา ภาษาอังกฤษ

✿ ชั้นประถมศึกษาปีที่ 2 ✿

ผู้สอน คุณครูจิตาภรณ์ ชัยเอียด

เรื่อง Things in the classroom



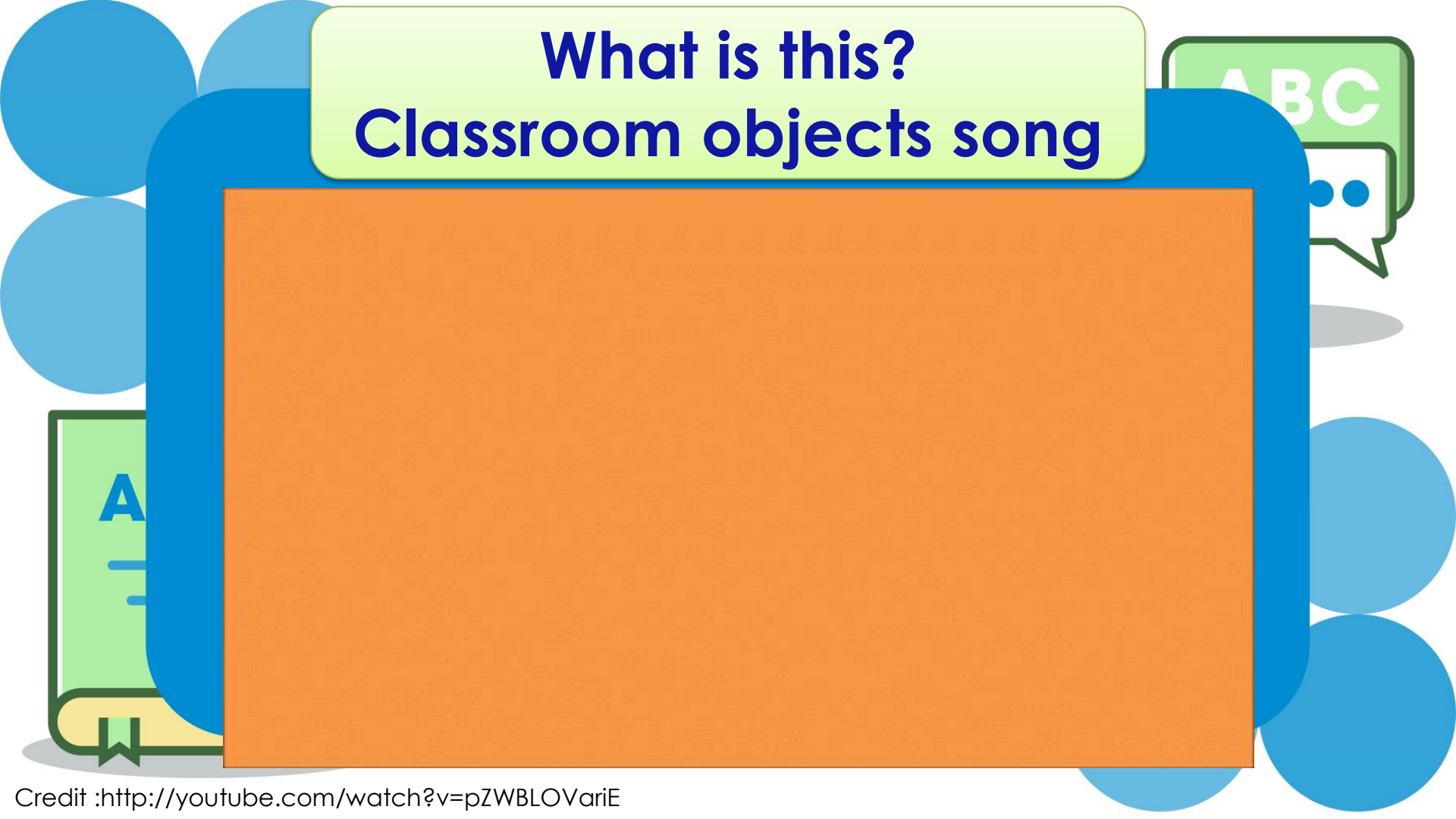


จุดประสงค์การเรียนรู้

1. ออกเสียงคำศัพท์และประโยคได้


2. บอกความหมายของคำศัพท์และประโยคที่ฟังได้

3. บอกความหมายของคำศัพท์และประโยคที่ฟังได้




What is this?

Classroom objects song





Things in the classroom



book



Things in the classroom



bag



Things in the classroom



pen



Things in the classroom



pencil



Things in the classroom



pencil
case



Things in the classroom



pencil
sharpener



Things in the classroom



box



Things in the classroom



picture



Things in the classroom



clock




Things in the classroom



chair



Things in the classroom



ruler



Things in the classroom



crayon




Things in the classroom



notebook



Things in the classroom



eraser



Things in the classroom



on



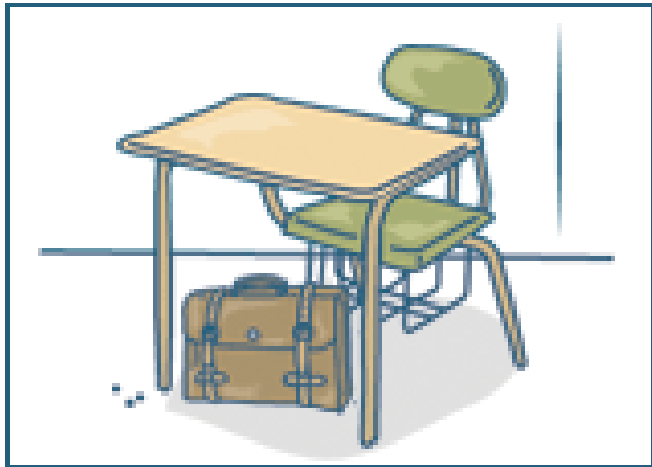
Things in the classroom



in




Things in the classroom



under




Things in the classroom



near



Things in the classroom



next to




Things in the classroom



A: What's this?

B: It's a book.





Things in the classroom



A: What's this?

B: It's a bag.

Credit

:<http://www.d2kids.com/category/32/%E0%B8%81%E0%B8%A3%E0%B8%B0%E0%B9%80%E0%B8%9B%E0%B9%8B%E0%B8%B2%E0%B8%99%E0%B8%B1%E0%B8%81%E0%B9%80%E0%B8%A3%E0%B8%B5%E0%B8%A2%E0%B8%99>



Things in the classroom



A: What's this?

B: It's a pen.





Things in the classroom



A: What's this?

B: It's a pencil.





Things in the classroom



A: What's this?

B: It's a clock.



Things in the classroom



A pen is on the book.



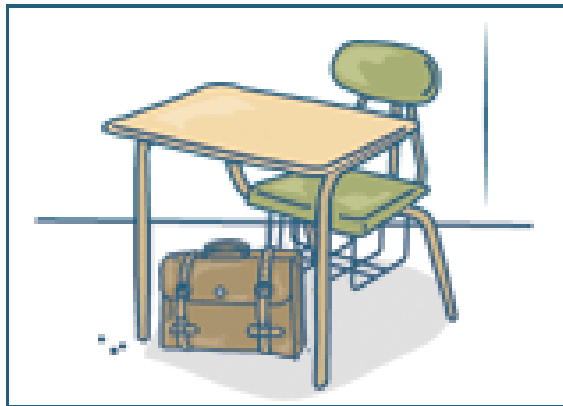
Things in the classroom



A ball is in the box.



Things in the classroom



A bag is under the desk.



Things in the classroom




A ruler is near
the notebook.





Things in the classroom



A pencil
sharpener is
next to the
book.



Things in the classroom



A: Where is the **ball**?

B: It's **in** the box.



Things in the classroom

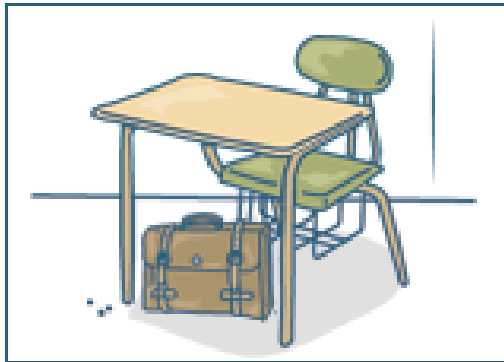


A: Where is **the pen**?

B: It's **on** the book.



Things in the classroom



A: Where is **the bag**?

B: It's **under** the desk.



Things in the classroom



A: Where is the **ruler**?

B: It's **near** the notebook.

School Supplies Song



ใบงานที่ 1

Unscramble Letters



ขั้นตอนการทำกิจกรรม

1. ดูรูปภาพและตัวอักษร
2. เรียงตัวอักษรให้เป็นคำที่มีความหมายตรงกับภาพ
3. เปรียบเทียบคำตอบกับเพื่อนและตรวจคำตอบจากเฉลยแล้วจับคู่ผลัดกันถามตอบตามโครงสร้าง

Instructions: Unscramble the letters.



agb



ookb



epn

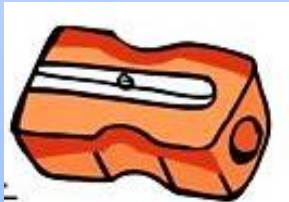
Instructions: Unscramble the letters.



ilcenp



epniclacse



epniclshरणere



**Answer the
questions**

Instructions: Unscramble the letters.



agb

bag



ookb

book



epn

pen

Instructions: Unscramble the letters.



ilcenp

pencil



epniclacse


**pencil
case**



epniclshrpner

**pencil
sharpener**

School Supplies

The background features several decorative elements: three blue circles of varying sizes on the left, a green book with a blue 'A' on its cover and a bookmark, a green book with 'BC' on its cover and a speech bubble, and a large blue curved shape on the right. The central area is a large purple rectangle.



A: What's this?

B: It's a/an.....