


# รายวิชา ภาษาอังกฤษ

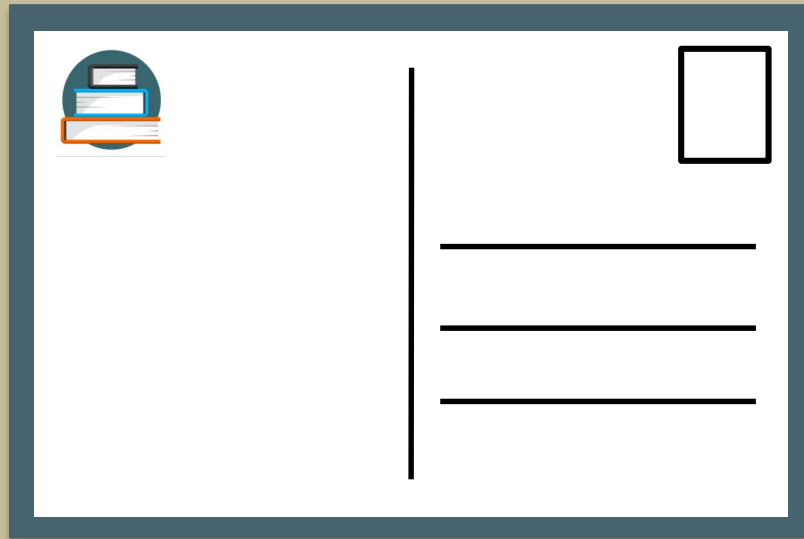
## Postcard 1

รหัสวิชา อ22101 ชั้นมัธยมศึกษาปีที่ 2

ผู้สอนพรทิพย์ พงษ์ทอง



# Postcard 1





## จุดประสงค์การเรียนรู้

✉ บอกส่วนประกอบของ Postcard ได้ถูกต้อง

✉ อ่าน Postcard แล้วจับใจความสำคัญได้

ถูกต้อง

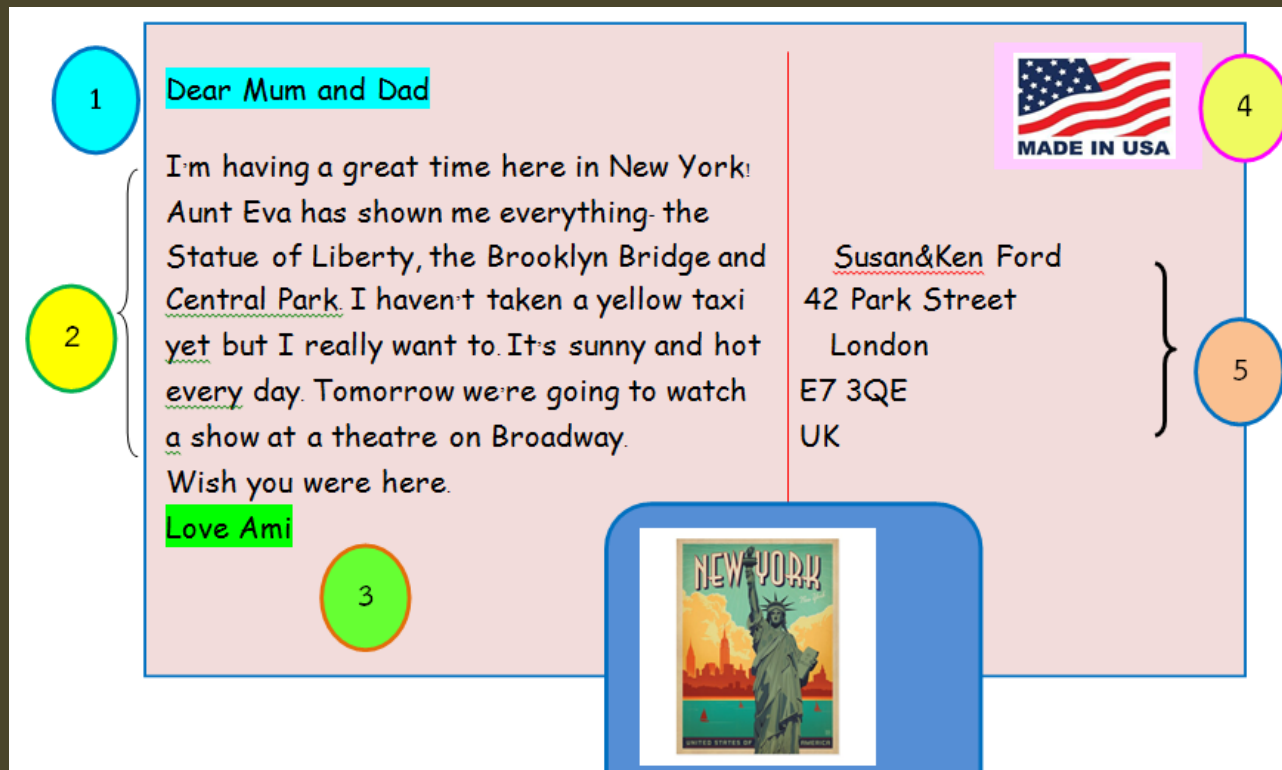
# Activity



## Jigsaw



# ส่วนประกอบสำคัญของ Postcard



# วิธีการเขียน Postcard

- ส่วนที่ 1 Greeting คือ คำทักทาย มักจะต้นด้วยคำว่า dear+ชื่อ
- ส่วนที่ 2 Body คือ เนื้อความใน Postcard ทั้งหมด
- ส่วนที่ 3 Farewell and Signature คำลงท้ายและลายมือชื่อ
- ส่วนที่ 4 Postal Stamp คือ แสตมป์
- ส่วนที่ 5 Recipient's Address คือ ชื่อและที่อยู่ผู้ส่ง



# Useful Language for Writing a Postcard



# ใบความรู้ที่ 27.1 เรื่อง การเขียน Postcard

## Useful Language for Writing a Postcard

ในการเขียน Postcard เราจะใช้คำศัพท์และรูปประโยคเหมือนเวลาที่เรารู้จักกับเพื่อนหรือครอบครัว ซึ่งคำศัพท์ รูปประโยค และหัวข้อที่มักพบ ดังนี้

1. Greeting: - Hi. Hello.
2. The weather was - warm, hot, cold, cool, perfect, wet, humid, chilly, sunny, romantic and etc.
3. Yesterday we went - shopping.  
- to the beach.  
- to a Greek Restaurant.  
- to Chinatown.  
- to the aquarium.  
etc.
4. Last night, we had dinner - in a fast food restaurant.  
- in a nice Italian restaurant.  
- in the park.  
- with an Australian family.  
etc.

5. The food we had was - delicious, okay, not bad, spicy, tasty, mouthwatering and etc.
6. Today we are going - fishing.  
- to the beach.  
- hiking.  
- on a tour of the city.  
- to a strawberry farm.  
etc.
7. Tomorrow we are going - to have a quiet day.  
- to go shopping.  
- to relax.  
- on a picnic.  
etc.
8. Farewells: - Bye for now.  
- Speak to you soon.  
- Best wishes.  
- Love.  
Etc





# หลักในการเขียน postcard

1. ข้อความสั้นกระชับ (short)

2. เนื้อหาเป็นไปในเชิงบวก (positive)

3. ใจความสามารถคาดเดาได้ในทันที (predictable in their content)



# Activity : Pre-reading



# Answer the questions



# Pre-reading

1

Dear Mum and Dad

2

I'm having a great time here in New York! Aunt Eva has shown me everything- the Statue of Liberty, the Brooklyn Bridge and Central Park. I haven't taken a yellow taxi yet but I really want to. It's sunny and hot every day. Tomorrow we're going to watch a show at a theatre on Broadway. Wish you were here.

Love Ami

3

4



Susan&Ken Ford  
42 Park Street  
London  
E7 3QE  
UK

5



## Activity : Pre-reading

Who wrote this postcard?

(Ami)



## Activity : Pre-reading

Whom did the writer write to?  
(Mum and Dad)



## Activity : Pre-reading

What **greeting words** did  
the writer use?


(Dear)



## Activity : Pre-reading

What farewell words did  
the writer use?

(Love)






## Activity : Pre-reading

Where did the writer send  
this postcard to?

(London, UK)



# While-reading



1

Dear Mum and Dad

2

I'm having a great time here in New York! Aunt Eva has shown me everything- the Statue of Liberty, the Brooklyn Bridge and Central Park. I haven't taken a yellow taxi yet but I really want to. It's sunny and hot every day. Tomorrow we're going to watch a show at a theatre on Broadway.

Wish you were here.

Love Ami

3



4

Susan&Ken Ford  
42 Park Street  
London  
E7 3QE  
UK

5



# ใบงานที่ 27.1

## เรื่อง Pre-reading: Postcard



Directions: Read the postcard and then answer the following questions.

1. Does Ami have a good time?

---

2. Where does she go?

---

3. Who took her to visit the places?

---

4. Does she want to take a yellow taxi?

---

5. What is the weather like?

---

6. What is she going to do tomorrow?

---

**Directions:** Read the  
postcard and then answer  
the following questions.



# ใบงานที่ 27.1

## เรื่อง Pre-reading: Postcard



Directions: Read the postcard and then answer the following questions.

1. Does Ami have a good time?

---

2. Where does she go?

---

3. Who took her to visit the places?

---

4. Does she want to take a yellow taxi?

---

5. What is the weather like?

---

6. What is she going to do tomorrow?

---

1. Does Ami have a good time?

*Yes, she does.*



2. Where does she go?


***She goes to New York, U.S.A.***






3. Who took her to visit the places?

*Her aunt, Eva*



4. Does she want to take  
a yellow taxi?

*Yes, she does.*



5. What is the weather like?

*It's sunny and hot.*



6. What is she going to do tomorrow?

*She's going to watch a show at a theatre on Broadway.*



## ใบงานที่ 27.2

### เรื่อง Exercise : Postcard

A. Directions: Identify the parts of the postcard by writing A-E into each box.

A. Greeting

B. Body

C. Farewell and

Signature

D. Postal Stamp

E. Recipient's Address

1. = \_\_\_\_\_

I'm holiday in London. There are lots of things to see and do! On Monday we saw Big Ben. On Tuesday we went on London Eye. On Wednesday we saw Tower Bridge. On Thursday we went on a big red bus. On Friday we went to a park. On Saturday we saw Buckingham Palace, but we didn't see the queen! Today is Sunday-it's time to go home.

See you  
soon!  
Love Lucy

2. = \_\_\_\_\_



3. = \_\_\_\_\_

Mrs Jones  
24 New Street  
Cardiff  
CF1 4SC

4. = \_\_\_\_\_

Dear Grandma,

5. = \_\_\_\_\_

B. Directions: According to the postcard, answer 'True' of 'False'.

- \_\_\_\_\_ 1. Lucy saw Big Ben on Tuesday.
- \_\_\_\_\_ 2. Lucy went on London Eye and saw Tower Bridge on Tuesday.
- \_\_\_\_\_ 3. Lucy went on a big red bus on Thursday.
- \_\_\_\_\_ 4. Lucy went to a park on Friday.
- \_\_\_\_\_ 5. Lucy saw the queen at Buckingham Palace.
- \_\_\_\_\_ 6. Lucy will go home on Sunday.
- \_\_\_\_\_ 7. Lucy is holiday in London alone.

## ใบงานที่ 27.2

เรื่อง Exercise :  
Postcard

**A. Directions: Identify the parts of the postcard by writing A-E into each box.**

A. Greeting

B. Body

C. Farewell and Signature

D. Postal Stamp

E. Recipient's Address



## ใบงานที่ 27.2

### เรื่อง Exercise : Postcard

A. Directions: Identify the parts of the postcard by writing A-E into each box.

A. Greeting

B. Body

C. Farewell and

Signature

D. Postal Stamp

E. Recipient's Address

1. = \_\_\_\_\_

I'm holiday in London. There are lots of things to see and do! On Monday we saw Big Ben. On Tuesday we went on London Eye. On Wednesday we saw Tower Bridge. On Thursday we went on a big red bus. On Friday we went to a park. On Saturday we saw Buckingham Palace, but we didn't see the queen! Today is Sunday-it's time to go home.

See you  
soon!  
Love Lucy

2. = \_\_\_\_\_



3. = \_\_\_\_\_

Mrs Jones  
24 New Street  
Cardiff  
CF1 4SC

4. = \_\_\_\_\_

Dear Grandma,

5. = \_\_\_\_\_

B. Directions: According to the postcard, answer 'True' of 'False'.

- \_\_\_\_\_ 1. Lucy saw Big Ben on Tuesday.
- \_\_\_\_\_ 2. Lucy went on London Eye and saw Tower Bridge on Tuesday.
- \_\_\_\_\_ 3. Lucy went on a big red bus on Thursday.
- \_\_\_\_\_ 4. Lucy went to a park on Friday.
- \_\_\_\_\_ 5. Lucy saw the queen at Buckingham Palace.
- \_\_\_\_\_ 6. Lucy will go home on Sunday.
- \_\_\_\_\_ 7. Lucy is holiday in London alone.

1. I'm holiday in London. There are lots of things to see and do! On Monday we saw Big Ben. On Tuesday we went on London Eye. On Wednesday we saw Tower Bridge. On Thursday we went on a big red bus. On Friday we went to a park. On Saturday we saw Buckingham Palace, but we didn't see the queen! Today is Sunday-it's time to go home.

Body





2. See you soon!

Love Lucy

Farewell  
and Signature

3.



Postal



4. Mrs Jones  
24 New Street  
Cardiff  
CF1 4SC

Recipient's  
Address

5. Dear Grandma,

Greeting



## ใบงานที่ 27.2

## เรื่อง Exercise : Postcard

B. Directions: According to the postcard, answer 'True' of 'False'.


- F**     1. Lucy saw Big Ben on Tuesday.
- F**     2. Lucy went on London Eye and saw Tower Bridge on Tuesday.
- T**     3. Lucy went on a big red bus on Thursday.
- T**     4. Lucy went to a park on Friday.
- F**     5. Lucy saw the queen at Buckingham Palace.
- T**     6. Lucy will go home on Sunday.
- F**     7. Lucy is holiday in London alone.

Create your own  
“postcard”





# Postcard



---


---

---



# สรุปความรู้

## วิธีการเขียน Postcard



# วิธีเขียน Postcard

- ส่วนที่ 1 Greeting
- ส่วนที่ 2 Body
- ส่วนที่ 3 Farewell and Signature
- ส่วนที่ 4 Postal Stamp
- ส่วนที่ 5 Recipient's Address

