

รายวิชาภาษาอังกฤษ

รหัสวิชา อ16101

ชั้นประถมศึกษาปีที่ 6

เรื่อง Eating Out

ครูผู้สอน อัญชลี สุวรรณบุตร



Eating Out





Objectives



The students can

- pronounce and explain the meanings of words related to food items on a menu.
- complete the conversation accurately.
- order food using the conversation you have studied.



Time to learn: Course Meals



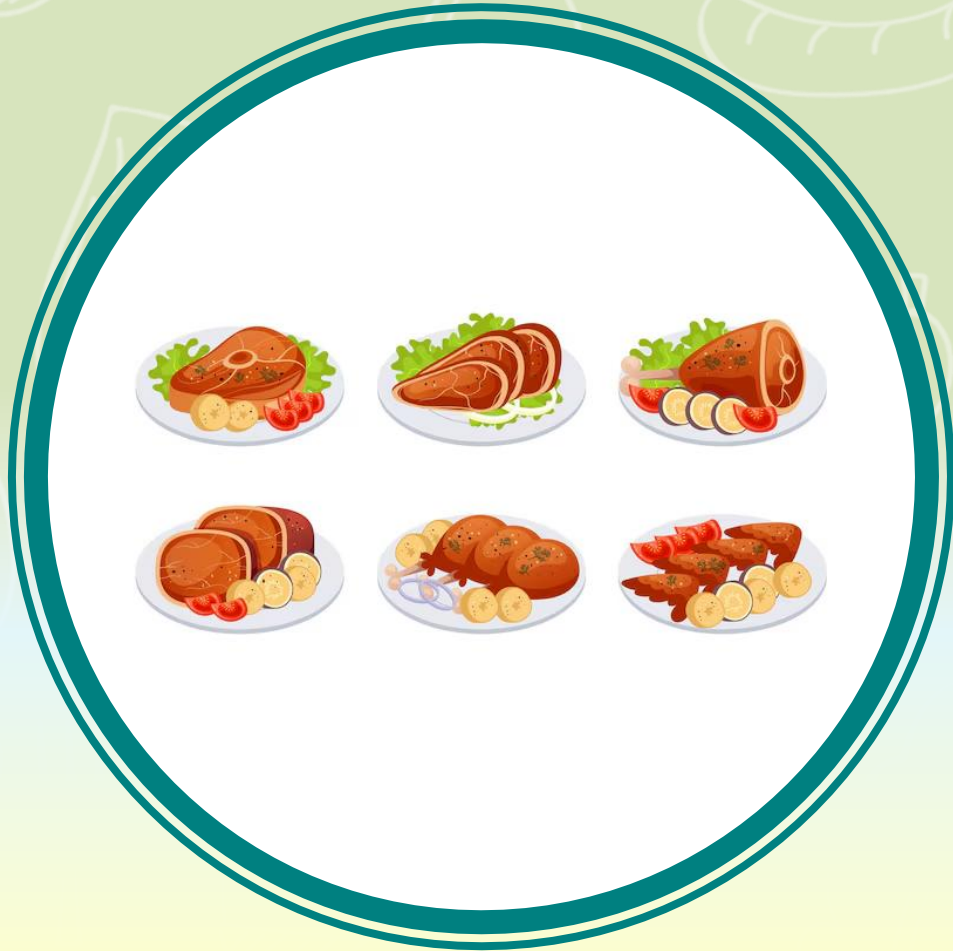
อาหารเรียกน้ำย่อย



Starter

A small dish served as the first part of a meal.

Time to learn: Course Meals



อาหารจานหลัก



Main Course

The largest part of a meal

Time to learn: Course Meals



ของหวาน



Dessert

Sweet food eaten at the
end of a meal

Time to learn: Course Meals



เครื่องดื่ม



Drinks

Liquid which is taken into the body through the mouth.



Time to review: Course Meals

Drinks

Starter

Main Course

Dessert



Time to learn; **Group the Foods**

Starter

Main Course

Dessert

Drinks



vegetable soup

Time to learn; **Group the Foods**



Starter

Main Course



banana pancake

Dessert

Drinks

Time to learn; **Group the Foods**

Starter



Main Course

Dessert



Drinks



lemon tea

Time to learn; **Group the Foods**

Starter



Main Course



shrimp & fresh
fruit salad

Dessert



Drinks



Time to learn; **Group the Foods**

Starter



Main Course



Dessert



Drinks



tuna and egg
salad sandwiches

Time to learn; **Group the Foods**

Starter



Main Course



chicken soup

Dessert



Drinks



Time to learn; **Group the Foods**

Starter



Main Course



Dessert



Drinks



mineral water

Time to learn; **Group the Foods**

Starter



Main Course



Dessert



Drinks



vanilla
ice cream

Time to learn; **Group the Foods**

Starter



Main Course



Dessert



Drinks



garlic bread

Time to learn; **Group the Foods**

Starter



Main Course



ham, cheese & pineapple pizza

Dessert



Drinks



Time to review; **Group the Foods**

Starter



Main Course



Dessert



Drinks



Time to learn; Ordering Food Conversation

A: Can I help you?

B: Yes, please.

A: Would you like to have a starter?

B: Yes, I would.

A: What would you like to have?

B: I'd like to have chicken soup.

A: Here you are.

B: Thank you.

A: You're welcome.



Time to learn; Ordering Food Conversation

A: Can I help you?

B: Yes, please.

A: Would you like to have a main course?

B: Yes, I would.

A: What would you like to have?


B: I'd like to have pizza.



A: Here you are.

B: Thank you.

A: You're welcome.



Worksheet 14:

Eating Out (1)



Instructions:

Complete the dialogue by using the sentences a-g given below.

Instructions: Complete the dialogue by using the sentences a-g given below.

คำสั่ง: เติมบทสนทนาให้สมบูรณ์โดยใช้ประโยค a-g ที่กำหนดให้

- a. You're welcome. Have a nice day.
- b. That's hundred and eighty baht.
- c. Can I help you?
- d. Can I bring you anything else?
- e. What would you like to have for the main course?
- f. Would you like to have a starter?
- g. Would you like anything to drink?

Waiter: Hello.

You: Yes, I'd like to have lunch.

Waiter:

You: Yes, I'd like to have a bowl of chicken soup, please.

Waiter: And

You: I'd like to have a cheeseburger.

Waiter:

You: Yes, I'd like to have a glass of Cola.

After you have your lunch

Waiter:

You: No, thank you. But I'd like to have the bill, please.

Waiter: Certainly.

After a moment

Waiter:

You: Here you are. Thank you very much.

Waiter:

You: Thank you. Same to you.

Worksheet 14(1)



- a. You're welcome. Have a nice day.
- b. That's hundred and eighty baht.
- c. Can I help you?
- d. Can I bring you anything else?
- e. What would you like to have for the main course?
- f. Would you like to have a starter?
- g. Would you like anything to drink?



Worksheet 14(1)



Waiter: Hello. **c. Can I help you?**.....

You: Yes, I'd like to have lunch.

Waiter: **f. Would you like to have a starter?**.....

You: Yes, I'd like to have a bowl of chicken soup, please.

Waiter: And **e. what would you ... main course?**.....

You: I'd like to have a cheeseburger.

Waiter: **g. Would you like anything to drink?**.....

You: Yes, I'd like to have a glass of Cola.

a. You're welcome.
Have a nice day.

b. That's hundred
and eighty baht.

c. Can I help you?

d. Can I bring you
anything else?

e. What would you
like to have for the main
course?

f. Would you like to
have a starter?

g. Would you like
anything to drink?



Worksheet 14(1)



After you have your lunch

Waiter: **d. Can I bring you anything else?**

You: No, thank you. But I'd like to have the bill, please.

Waiter: Certainly.

After a moment

Waiter: **b. That's hundred and eighty baht.**

You: Here you are. Thank you very much.

Waiter: **a. You're welcome. Have a nice day.**

You: Thank you. Same to you.

a. You're welcome.
Have a nice day.

b. That's hundred
and eighty baht.

c. Can I help you?

d. Can I bring you
anything else?

e. What would you
like to have for the main
course?

f. Would you like to
have a starter?

g. Would you like
anything to drink?



Homework

Worksheet 14: Eating Out (2)



Instructions:

Complete the dialogue by using your information. Then practice speaking in pairs.

(ใช้รายการอาหารจากใบงานที่ 13)

Instructions: Complete the dialogue by using your information. Then practice speaking in pairs.

คำสั่ง: เติมบทสนทนาให้สมบูรณ์โดยใช้ข้อมูลของตนเอง จากนั้นฝึกพูดประโยคบทสนทนากับเพื่อน

Waiter: Hello. Can I help you?

You: Yes, I'd like to have lunch.

Waiter: Would you like to have **a starter**?

You: Yes, I'd like to have _____, please.

Waiter: And what would you like to have for the **main course**?

You: I'd like to have _____.

Waiter: Would you like anything to **drink**?

You: Yes, I'd like to have a glass of _____.

After you have your lunch

Waiter: Can I bring you anything else?

You: No, thank you. But I'd like to have the bill, please.

Waiter: Certainly.

After a moment

Waiter: That's _____ baht.

You: Here you are. Thank you very much.

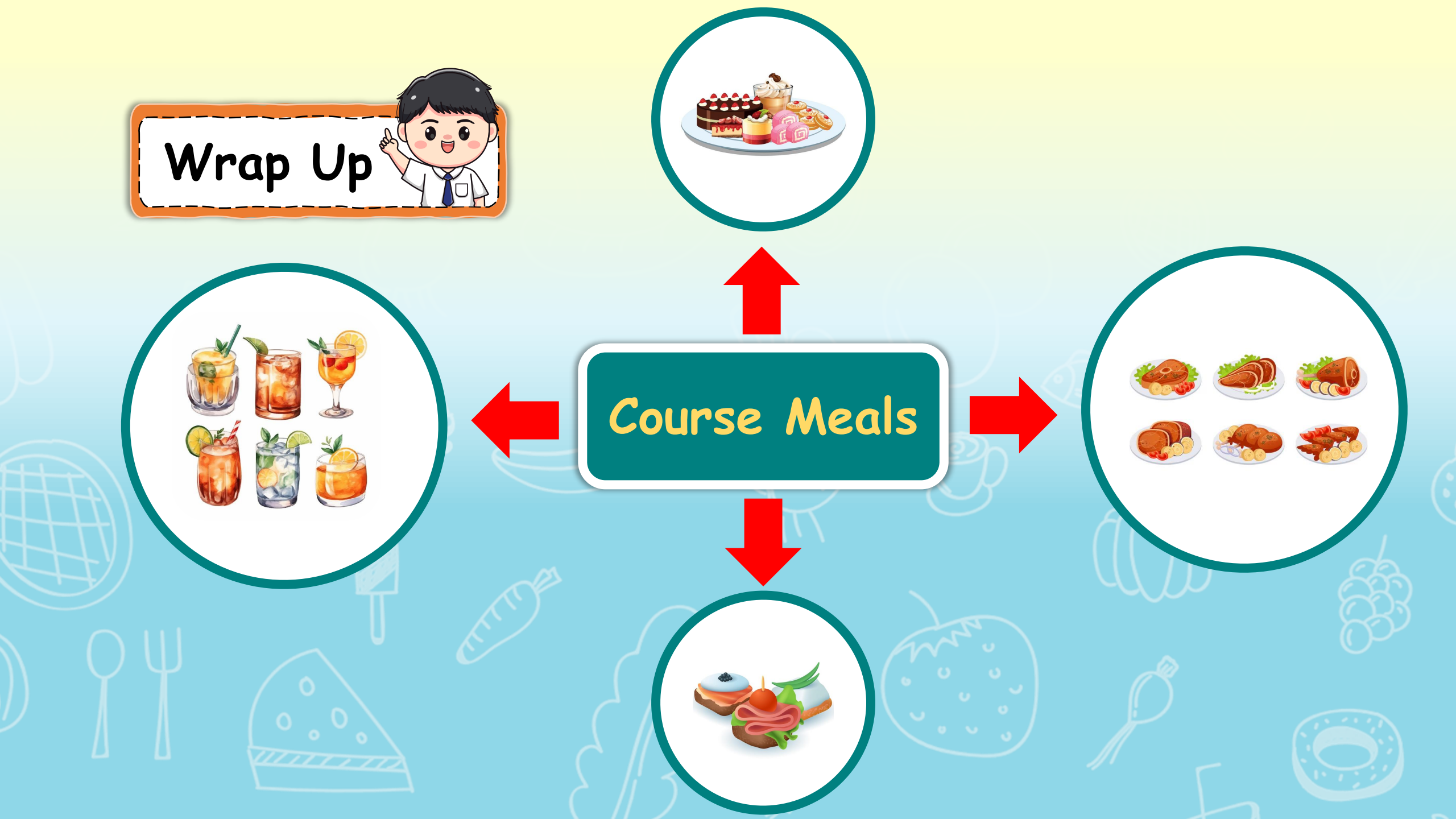
Waiter: You're welcome. Have a nice day.

You: Thank you. Same to you.

Wrap Up



Course Meals





บทเรียนครั้งต่อไป

Keeping Yourself Clean

สิ่งที่ต้องเตรียม 

- ใบงานที่ 15 เรื่อง Making a Poster



สามารถดาวน์โหลดได้ที่ www.dltv.ac.th