

รายวิชาภาษาอังกฤษ

รหัสวิชา อ16101

ชั้นประถมศึกษาปีที่ 6

เรื่อง Reading Medicine Labels

ครูผู้สอน อัญชลี สุวรรณบุตร



Reading Medicine Labels



Remember me!

38°



Remember me!





Objectives



The students can

- pronounce and explain the meanings of words related to types of medicine.
- answer questions after reading medicine labels.
- write information for a medicine label.



Time to learn; Types of Medicine



ขี้ผึ้ง



ointment

A soft substance or thick liquid used on your skin.



Time to learn; Types of Medicine



ยาแคปซูล



capsules

A small container which has a measured amount of a medicine inside.



Time to learn; Types of Medicine



ยาเม็ด



tablet

A small round solid piece of medicine that you swallow.



Time to learn; Types of Medicine



ยาดม, ยาพ่น



inhalers

A small device containing medicine that you breathe in through your mouth.



Time to learn; Types of Medicine



ยาน้ำสำหรับหยอด




drops

A very small amount of liquid that forms a round shape.



Time to learn; Types of Medicine



ยาน้ำสำหรับรับประทาน



syrup

A type of sweet liquid medicine.

Time to learn; Types of Medicine



ยาฉีดยา



injections

Fluid injected into the body, esp. for medicinal purposes.





Time to review!

drops

ointment

inhalers

capsules

tablet

injections

syrup

Time to learn!: **Medicine Labels**



1. What type of this medicine is it?

- a. drops
- b. syrup
- c. ointment
- d. tablet



Time to learn!: **Medicine Labels**



2. Who should take this medicine?

- a. Jane has got a stomachache.
- b. Non has got a backache.
- c.** Mary has got a sneeze.
- d. James has got a bruise.



Time to learn!: **Medicine Labels**



3. What is the dosage for this medication?

- Adults 1-2 tablets every 4-6 hours
- Children 6-12 years 1 tablet every 4-6 hours.



Worksheet 5:

Reading Medicine Labels (1)



Instructions:

Answer the questions using the medicine label information given.

Instructions: Answer the questions using the medicine label information given.

คำสั่ง: ตอบคำถามแบบเลือกตอบ จากการอ่านฉลากยา



1. What type of this medicine is it?
 - a. Syrup.
 - b. Pill.
 - c. Tablet.
 - d. Ointment.
2. Who should take this medicine?
 - a. Paul has a cold.
 - b. Nan has a toothache.
 - c. Susan has a stomachache.
 - d. Tom has a headache.

Worksheet 5(1)



1. What type of this medicine is it?

a. Syrup.

b. Pill.

c. Tablet.

d. Ointment.



Worksheet 5(1)



2. Who should take this medicine?

- a. Paul has a cold.
- b. Nan has a toothache.
- c. Susan has a stomachache.
- d. Tom has a headache.



Worksheet 5:

Reading Medicine Labels (2)



Instructions:

Read the information 3, 4 and 5 and choose medicine a, b, c, or d.

Instructions: Read the information 3, 4 and 5 and choose medicine a, b, c, or d.

คำสั่ง: อ่านข้อมูล 3 4 และ 5 แล้วเลือกยา a, b, c หรือ d ที่เหมาะสมกับอาการป่วย

a.



b.



c.



d.



3.

Thomas is a football player. Last night he had a headache. He felt cold, had a bad cough.

4.

Sandy is a teacher. She teaches P.E. Yesterday, she had 5 classes. This morning, she felt pain at her legs and her back.

5.

Amelia has a problem with her eyes. Today her eyes are sore.

Football player - นักฟุตบอล running nose - น้ำมูกไหล
Problem - ปัญหา felt pain - รู้สึกปวด

Worksheet 5(2)



a.



b.



c.



d.



_____ 3. Thomas is a football player. Last night he had a headache. He felt cold, had a bad cough.



Worksheet 5(2)



a.



b.



c.



d.



_____ 4. Sandy is a teacher. She teaches P.E.. Yesterday, she had 5 classes. This morning, she felt pain at her legs and her back.



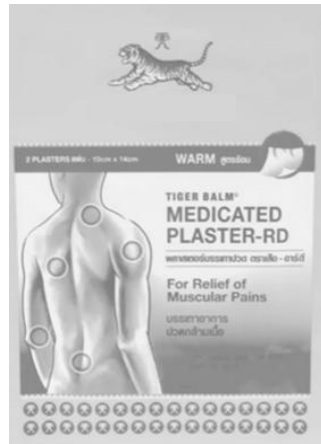
Worksheet 5(2)



a.



b.



c.



d.



_____ 5. Amelia has a problem with her eyes. Today her eyes are sore.



Worksheet 6: A Medicine Label (Homework)



Instructions:

Glue a medicine label
on the paper and answer
the questions.

ใบงานที่ 6 เรื่อง A Medicine Label
หน่วยการเรียนรู้ที่ 3 เรื่อง Healthy Living
แผนการจัดการเรียนรู้ที่ 5 เรื่อง Reading Medicine Labels
รายวิชา ภาษาอังกฤษ รหัสวิชา อ16101 ภาคเรียนที่ 1 ชั้นประถมศึกษาปีที่ 6

Instructions: Glue a medicine label on the paper and answer the questions.

คำสั่ง: ตัดฉลากยาลงบนกระดาษแล้วตอบคำถาม



A Medicine Label

1. What is the medicine's name?

2. What is this medicine for?

3. What type of the medicine is it?



1. What is the medicine's name?

2. What is this medicine for?

3. What type of the medicine is it?

Wrap Up



A small round solid piece of medicine that you swallow.

tablets

A very small amount of liquid that forms a round shape.

drops

A type of sweet liquid medicine.

syrup

A small device containing medicine that you breathe in through your mouth.

inhalers

A soft substance or thick liquid used on your skin.

ointment



บทเรียนครั้งต่อไป

Food Groups

สิ่งที่ต้องเตรียม



1. ใบความรู้ที่ 1 เรื่อง Five Food Groups
2. ใบงานที่ 7 เรื่อง Food Groups

