

รายวิชา ภาษาอังกฤษ

รหัสวิชา อ23102 ชั้นมัธยมศึกษาปีที่ 3
หน่วยที่ 6 Environment

เรื่อง If You Try,
You Can Succeed!

ครูผู้สอน ครูธีรวิภา ศรีสวัสดิ์



**What should you do first
when the car is sinking?**



**Why is it important
not to open the door?**



What are the four key words to remember?



**If You Try,
You Can Succeed!**



**What will you do if it
rains this weekend?**

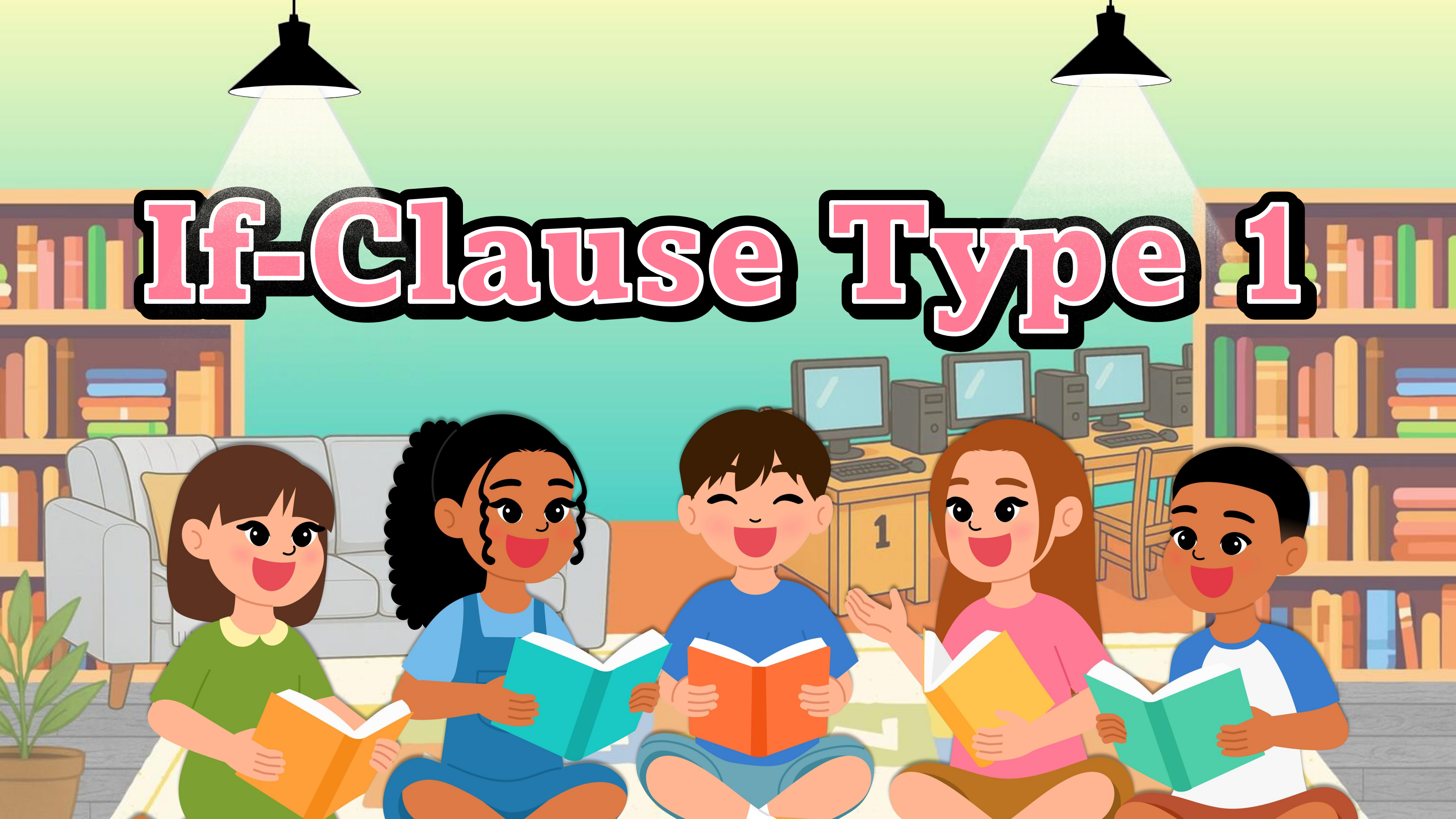


จุดประสงค์การเรียนรู้

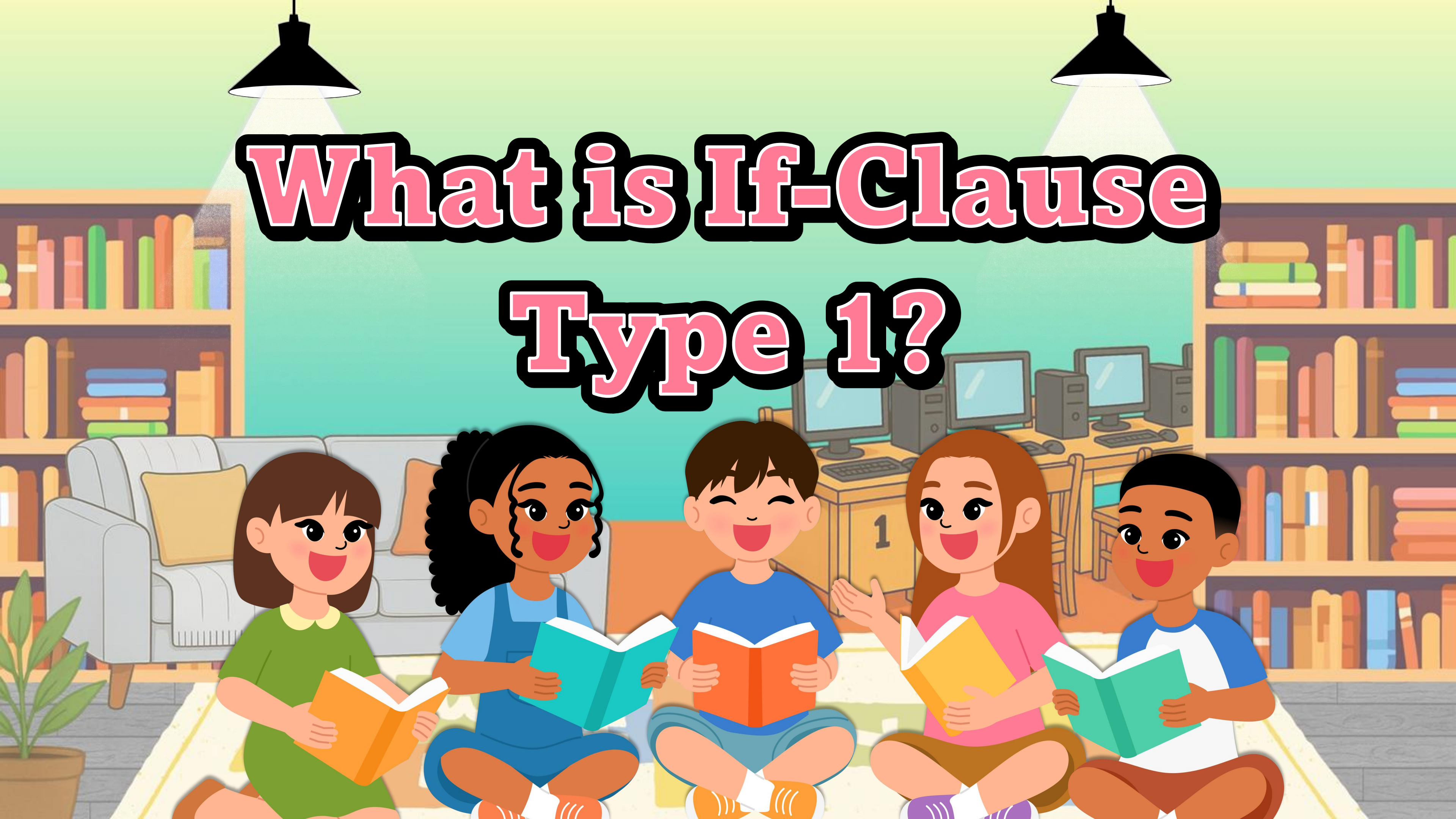
1. บอกและอธิบายโครงสร้างประโยคเงื่อนไขแบบที่ 1 (If-Clause Type 1) ได้
2. พุดเขียนเกี่ยวกับเหตุการณ์ในชีวิตประจำวันตามโครงสร้างประโยคเงื่อนไขแบบที่ 1 (If-Clause Type 1) ได้



If-Clause Type 1



What is If-Clause Type 1?



If-Clause Type 1

What is If-Clause Type 1?

The First Conditional is used to talk about **real, possible future situations** and their **expected results**. We believe the condition can happen.



When do we use If-Clause Type 1?



If-Clause Type 1

When do we use If-Clause Type 1?

Possible future situations

For things that can really happen in the future.

➡ If I **finish** my homework early, I **will watch** TV.

➡ If she **misses** the bus, she **will be** late.



If-Clause Type 1

When do we use If-Clause Type 1?

Warnings and consequences

To show cause → result, especially for safety or rules.



If you touch the wire, you will get an electric shock.



If you don't wear a helmet, you will get hurt.



If-Clause Type 1

When do we use If-Clause Type 1?

Promises or offers

To say **what you will do if something happens.**



If you need help, I will help you.



If you come to my house, I will cook for you.



If-Clause Type 1

When do we use If-Clause Type 1?

Advice

To give suggestions about future actions.

➡ If you feel tired, you should rest.

➡ If you want to improve English, you must practice every day.



If-Clause Type 1

When do we use If-Clause Type 1?

Commands or instructions

Often **used in rules or instructions.**



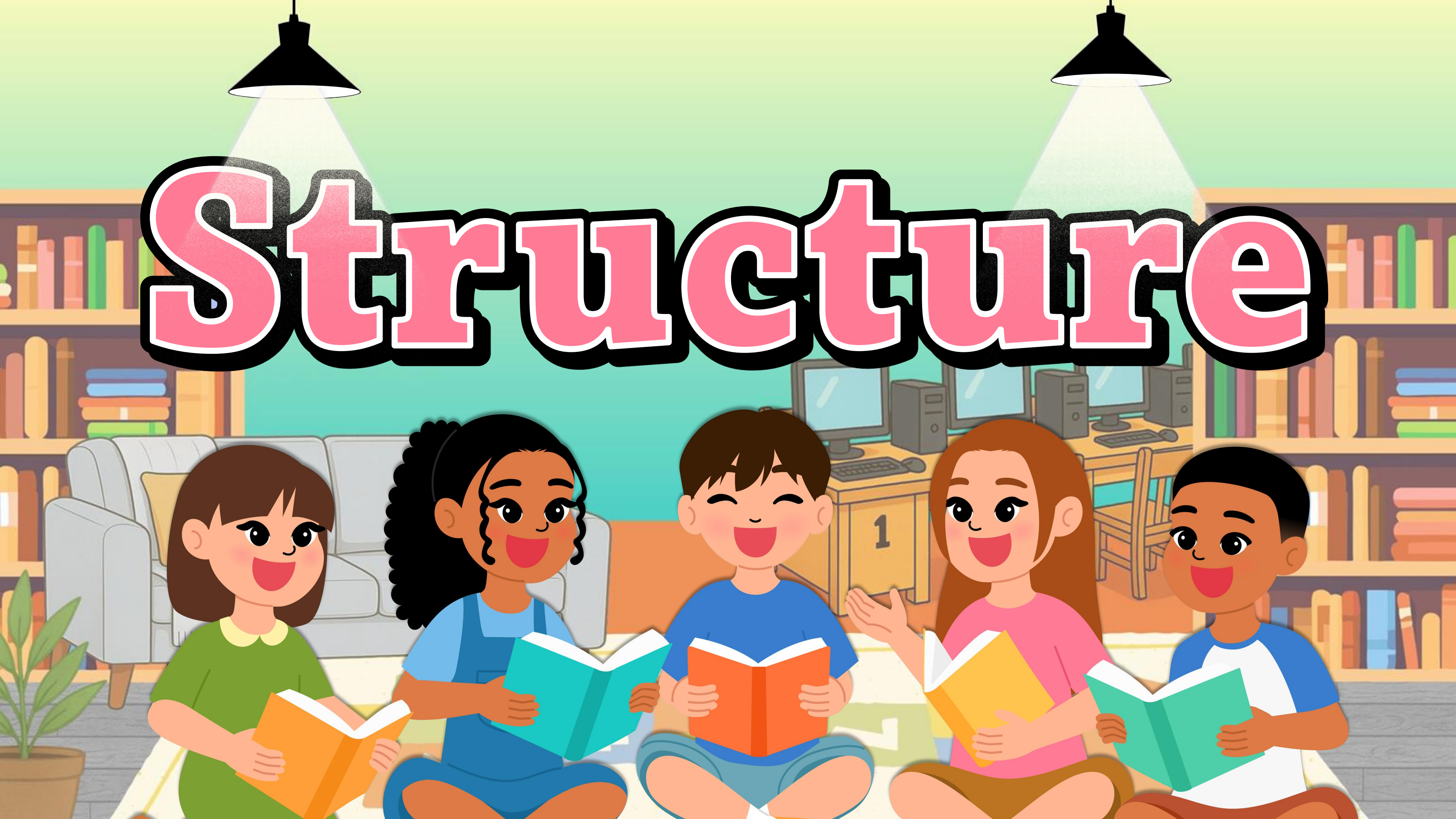
If the alarm rings, leave the building immediately.



If the light turns red, stop.



Structure



If-Clause Type 1

Structure = If + S + V1, S + will + V1.

If-clause

Main clause

If it rains, we will stay inside.

➡ If-clause = the condition (cause)

➡ Main clause = the result (effect)

➡ If If-clause comes first,
use a comma



If-Clause Type 1

Structure = S + will + V1 + if + S + V1.

Main clause

If-clause

we will stay inside if it rains.

- ➡ If-clause = the condition (cause)
- ➡ Main clause = the result (effect)
- ➡ If main clause comes first, **no comma**



Affirmative

Structure = If + S + V1, S + will + V1.



If you don't wear a helmet, you will get hurt.



If we save enough money, we will buy a new phone.



If he feels tired, he will take a rest.



Affirmative

Structure = S + will + V1 + if + S + V1.

- ➡ I will call you if I finish work early.
- ➡ She will be happy if she passes the exam.
- ➡ They will miss the bus if they don't hurry.
- ➡ The teacher will explain again if students don't understand.



Negative Result

Structure = S + won't + V1 + if + S + V1.

➡ They won't arrive on time if they leave late.

➡ We won't catch the bus if we walk slowly.

Structure = If + S + V1, S + won't + V1.

➡ If they leave late, they won't arrive on time.

➡ If we walk slowly, we won't catch the bus.



Negative If-clause

If + S + don't / doesn't + V1, S + will + V1.



If she doesn't wake up early, she will be late.



If you don't study, you will fail.



If she doesn't wake up early, she will miss the bus.



Both If-clause + Result are negative

If + S + don't / doesn't + V1, S + won't + V1.



**If you don't wear a seatbelt,
you won't be safe.**



**If students don't listen, they won't
understand the lesson.**



**If we don't recycle, we won't
protect the environment.**





Yes-No Question

Structure = Will / Won't + S + V1 + if + S + V1 ?

A: Will she be late if she doesn't wake up early?

B: No, she won't be late.



Yes-No Question

Structure = Will + S + V1 + if + S + V1 ?



A: Will he finish his homework
if he doesn't start now?



B: Yes, he will.




WH-Question

Structure = Wh-word + will + S + V1 + if + S + V1 ?



A: What will happen if you don't study?



B: You won't pass the exam.



WH-Question

Structure = Wh-word + will + S + V1 + if + S + V1 ?



A: What will happen if she misses a bus?



B: She will take a taxi.



WH-Question

Structure = Wh-word + will + S + V1 + if + S + V1 ?

A: Where will they go
if it rains?

B: They will stay
at home.

What will you do if...?



What will you do if...?

**What will you do
if it rains tomorrow?**



What will you do if...?

**What will you do
if you lose your wallet?**



**What will you do
if you miss the bus?**



บทเรียนครั้งต่อไป

If It Rains, We'll Stay In

สามารถดาวน์โหลดได้ที่ www.dltv.ac.th



สิ่งที่ต้องเตรียม

- ใบความรู้ที่ 1 เรื่อง If It Rains,
We'll Stay In
- ใบงานที่ 1 เรื่อง If It Rains,
We'll Stay In

สามารถดาวน์โหลดได้ที่ www.dltv.ac.th

