

# รายวิชา ภาษาอังกฤษ

รหัสวิชา อ22102 ชั้นมัธยมศึกษาปีที่ 2

หน่วยการเรียนรู้ที่ 6 World Weather

เรื่อง Be Prepared, Stay Safe!

ครูผู้สอน ครูสรวรรยา อุดรพรหม



## Unit 6 : World Weather

# Be Prepared, Stay Safe!







# จุดประสงค์การเรียนรู้

- 1) ถาม-ตอบเกี่ยวกับการเตรียมพร้อมรับมือภัยพิบัติโดยใช้ Future Simple Tense ได้
- 2) อ่านเพื่อบอกรายละเอียดจากบทความหรือข้อความเกี่ยวกับการเตรียมพร้อมรับมือภัยพิบัติได้







# BINGO





# DISASTER



# BINGO

		
	FREE	




**volcano**



**earthquake**




**flood**



**drought**




**wildfire**



**global  
warming**




**cyclone**



**tsunami**



**hurricane**



**heatwave**



**lightning**



**greenhouse  
effect**





**lightning**





**greenhouse  
effect**



**hurricane**



**cyclone**





**earthquake**




**global  
warming**



**flood**





**heatwave**



**tsunami**




**volcano**





**wildfire**



**drought**

# Natural Disaster Vocabulary





A large, leafy tree stands in the center of the frame. At its base and in the foreground, a massive wildfire is burning, with bright orange and yellow flames reaching up towards the tree's lower branches. Thick, dark grey smoke billows upwards from the fire, filling the sky. The overall scene is dramatic and captures the intensity of a natural disaster.

**wildfire**





# earthquake





**tsunami**



A dramatic photograph of a large, dark, and ominous tornado funnel cloud descending from a stormy sky. The funnel is thick and dark, with a lighter, swirling interior. It extends from the top right towards the center of the frame. The sky is filled with heavy, dark clouds. In the foreground, there is a vast, green field. In the distance, a line of trees and some small buildings are visible on the horizon. The overall atmosphere is one of intense power and danger.

# tornado





**drought**






**flood**





**What things will you prepare for the natural disaster?**





**Q: What things will you prepare for the natural disaster?**

**A: I'll bring water.**



# ใบงานที่ 1

## เรื่อง Natural Disaster



(สามารถดาวน์โหลดได้ที่ [www.dltv.ac.th](http://www.dltv.ac.th))

	pliers		first aid kit
	water		whistle
	cellphone		can opener
	weather radio		flashlight
	dust mask		map
	food		personal products

Instructions: List 3 things that you will prepare for the natural disaster. Write your answers in complete sentences using the Future Simple tense (will + verb).

1. I will prepare \_\_\_\_\_.
2. I will prepare \_\_\_\_\_.
3. I will prepare \_\_\_\_\_.

**Instructions:** List 3 things that you will prepare for the natural disaster. Write your answers in complete sentences using the Future Simple tense (**will + verb**).

1. I will prepare \_\_\_\_\_.

2. I will prepare \_\_\_\_\_.

3. I will prepare \_\_\_\_\_.





**pliers (n.)**





**water (n.)**



**cellphone (n.)**



**weather radio (n.)**




**food (n.)**



**dust mask (n.)**



**First aid kit (n.)**



**whistle (n.)**

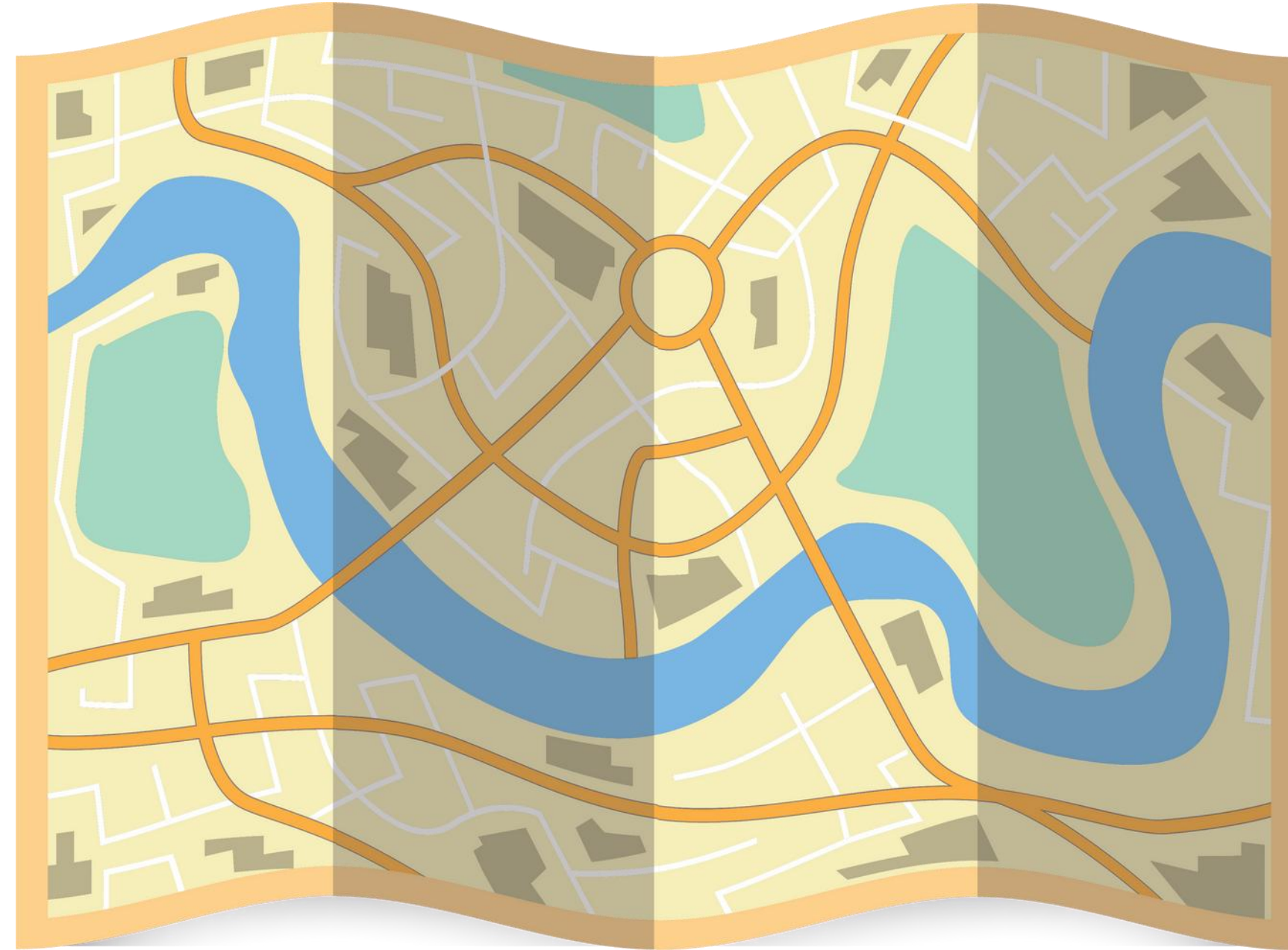




**can opener (n.)**



**flashlight (n.)**



**map (n.)**



**personal products (n.)**



**Everything you need to  
know to prepare for the  
natural disaster**





**1. What is the topic of the passage?**

**2. What will you prepare for the natural disaster?**

**3. What are the things you need to take/ bring for a natural disaster?**



★ Tune into local radio, NOAA radio,  
★ or local TV stations

**Always. These will have the latest information about the path of the storm, the fire, or whatever is headed your way. It's a good idea to find these channels ahead of time, so you're not scrambling at the last minute to tune in.**





# ★ ★ Stock up on nonperishable food, water and medicine ★


**You'll want to prepare supplies to last at least a week. Fill plastic bottles with water and load up on canned foods - the kind you can open without an electric can opener. You'll also want bread, nut butters, and so on. And don't forget prescription medicines.**





# ★ Fill your car with gas

**If you have to evacuate quickly, the last thing you want to do is fight long lines at the gas station or run out before reaching your destination.**



★ **Store important documents like passports, Social Security cards, etc., in a waterproof container** ★

**Losing these critical documents could make a bad situation even worse, but they're easy to forget about when in an emergency. If evacuating, make sure you bring them to your new destination.**



## ★ Have a first-aid kit ready

**That includes aspirin, bandages in multiple sizes, antibiotic creams, gauze, hand sanitizer, latex gloves, an emergency blanket, bug spray, thermometers, tweezers, and so on. You can never be too prepared.**



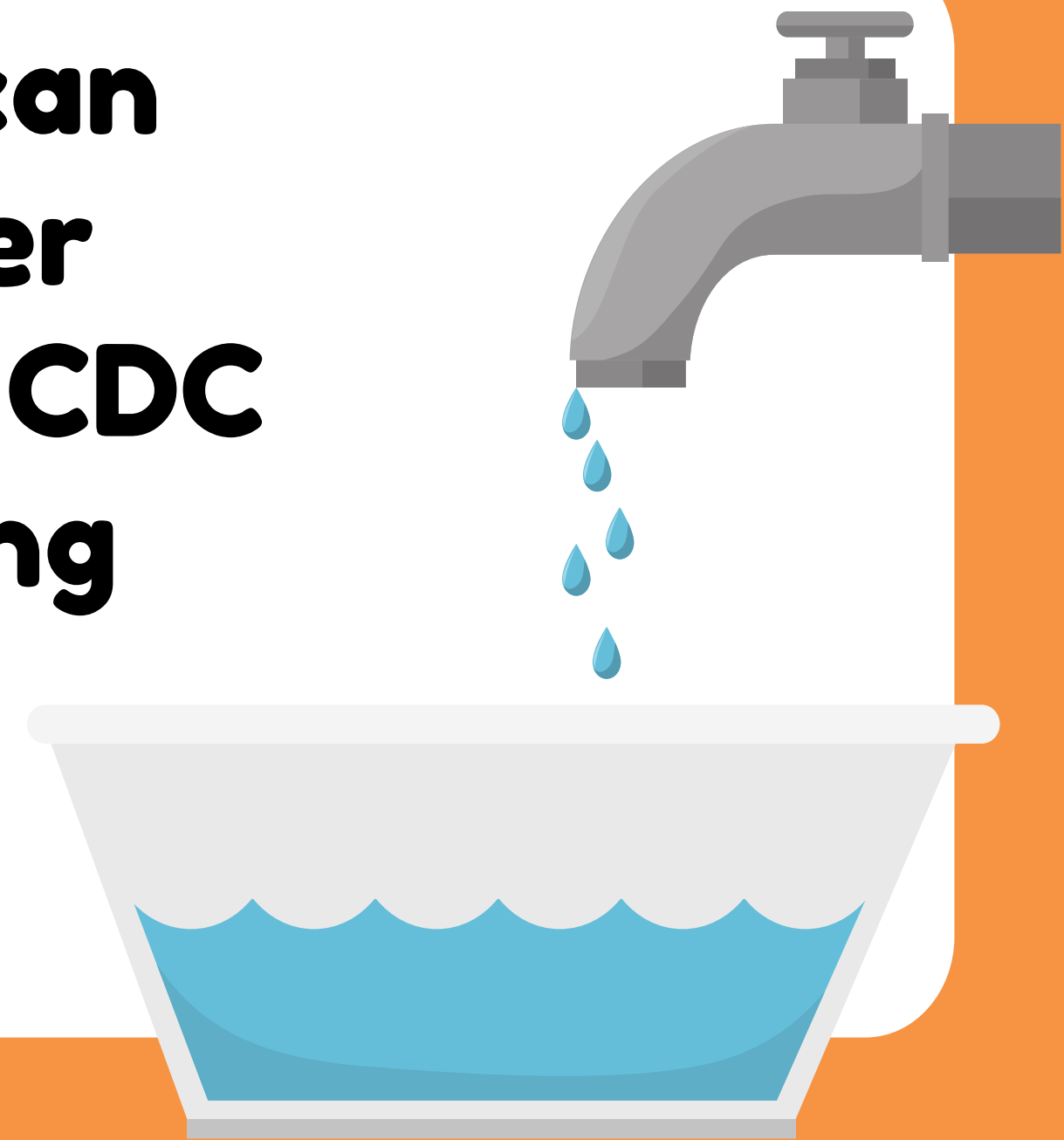
★ Keep away from both standing water and floodwater

**After Hurricane Katrina, studies showed that impacted areas had an increase in West Nile virus because of mosquitoes that thrive in standing water. But floodwater can also carry disease, be contaminated with sewage, or hide dangerous objects.**





# ★ Don't use tap water ★

**In floods or hurricanes, tap water can become contaminated and no longer safe. In severe thunderstorms, the CDC recommends that people avoid being near plumbing to avoid being struck by lightning.**



# ★ Charge your phone

**And keep it on low-battery mode. Phones are good to keep maps handy. Download them so you don't hog data or battery life, and bookmark or screenshot important pages.**





# ใบงานที่ 2

## เรื่อง Will I survive?



(สามารถดาวน์โหลดได้ที่ [www.dltv.ac.th](http://www.dltv.ac.th))

Instructions: Look at the pictures, then find the suitable word to fill in the blank.



Student A: Will you take/bring \_\_\_\_\_ during the \_\_\_\_\_?



Student B: Yes, I will.



No, I won't. I will take/bring \_\_\_\_\_.



Student B: Will you take/bring \_\_\_\_\_ during the \_\_\_\_\_?



Student A: Yes, I will.



No, I won't. I will take/bring \_\_\_\_\_.

Create yourself

You: Will you take/bring \_\_\_\_\_ during the \_\_\_\_\_?

Your friend: Yes, I will.

No, I won't. I will take/bring \_\_\_\_\_.

**Student A: Will you take/bring** \_\_\_\_\_



**during the** \_\_\_\_\_?



**Student B: Yes, I will. / No, I won't. I will**



**take/bring** \_\_\_\_\_.



**Student B: Will you take/bring \_\_\_\_\_**



**during the \_\_\_\_\_?**



**Student A: Yes, I will. /No, I won't. I will**

**take/bring \_\_\_\_\_.**



## Create yourself

**You: Will you take/bring \_\_\_\_\_  
during the \_\_\_\_\_?**

**Your friend: Yes, I will. / No, I won't. I will  
take/bring \_\_\_\_\_.**

	pliers		first aid kit
	water		whistle
	cellphone		can opener
	weather radio		flashlight
	dust mask		map
	food		personal products

**What things will you prepare for the natural disaster?**



บทเรียนครั้งต่อไป

# It's All About the Weather



(สามารถดาวน์โหลดได้ที่ [www.dltv.ac.th](http://www.dltv.ac.th))







## สิ่งที่ต้องเตรียม

1. ใบความรู้ที่ 1 เรื่อง Linking Verbs
2. ใบงานที่ 1 เรื่อง Linking Verb
3. ใบงานที่ 2 เรื่อง Describing the Weather in Your Favorite Country



สามารถดาวน์โหลดได้ที่

[www.dltv.ac.th](http://www.dltv.ac.th)

