

รายวิชา ภาษาอังกฤษ

รหัสวิชา อ23102 ชั้นมัธยมศึกษาปีที่ 3

หน่วยที่ 5 Festivals and Celebrations

เรื่อง Let's Celebrate Christmas

ครูผู้สอน ครูธีรารุณี ศรีสวัสดิ์



Christmas Word Scramble





Christmas Word Scramble

c

n

i

y

m

e

h

chimney





Christmas Word Scramble

e

t

n

i

l

s

tinsel





Christmas Word Scramble

h

r

e

t

a

w

wreath





Christmas Word Scramble

g

n

d

r

e

g

e

r

i

b

r

gingerbread





Christmas Word Scramble

y

a

d

n

c

a

n

c

e

candy cane





Christmas Word Scramble

n

m

e

n

i

s

t

o

e

mistletoe





Christmas Word Scramble

n

n

m

o

e

a

r

t

s

ornaments





Christmas Word Scramble

e

a

v

l

e

t

u

o

leave out





Christmas Word Scramble

c

i

n

e

p

m

i

e

mince pie



Let's Celebrate Christmas



จุดประสงค์การเรียนรู้

1. รู้และเข้าใจคำศัพท์และโครงสร้างทางภาษาที่ใช้ในการเขียนจดหมาย
2. เขียนจดหมายตามองค์ประกอบของจดหมายได้ถูกต้อง



How to Write a Letter





Heading

Songkhla, Thailand
December 25th, 2025

Dear Anna,

Today is Christmas Day, and I'm very excited! I want to tell you how I celebrate Christmas in Thailand. Even though it's not a Thai holiday, my friends and I always have fun together.

At school, we have a small Christmas party. We decorate the classroom with colorful lights, balloons, and a big Christmas tree. Everyone wears red and green clothes and exchanges small gifts. There are many fun activities like singing Christmas songs, playing games, and taking photos with Santa Claus. My favorite part is eating cookies and drinking hot chocolate with my friends.

I hope you have a wonderful Christmas with your family. May your day be full of love, joy, and happiness. I can't wait to hear how you celebrate Christmas in your country!

With love,
Tee

What it is:

The heading tells when and where the letter was written. It usually includes the date and place.

How to write:

Write your city and the date on the top right or left corner of the letter.





Salutation

Songkhla, Thailand
December 25th, 2025

Dear Anna,

Today is Christmas Day, and I'm very excited! I want to tell you how I celebrate Christmas in Thailand. Even though it's not a Thai holiday, my friends and I always have fun together.

At school, we have a small Christmas party. We decorate the classroom with colorful lights, balloons, and a big Christmas tree. Everyone wears red and green clothes and exchanges small gifts. There are many fun activities like singing Christmas songs, playing games, and taking photos with Santa Claus. My favorite part is eating cookies and drinking hot chocolate with my friends.

I hope you have a wonderful Christmas with your family. May your day be full of love, joy, and happiness. I can't wait to hear how you celebrate Christmas in your country!


With love,
Tee

What it is:

The salutation is the greeting at the beginning of the letter. It shows who you are writing to.

How to write:

Write "Dear" followed by the name of the person, then put a comma (,).





Salutation

Songkhla, Thailand
December 25th, 2025

Dear Anna,

Today is Christmas Day, and I'm very excited! I want to tell you how I celebrate Christmas in Thailand. Even though it's not a Thai holiday, my friends and I always have fun together.

At school, we have a small Christmas party. We decorate the classroom with colorful lights, balloons, and a big Christmas tree. Everyone wears red and green clothes and exchanges small gifts. There are many fun activities like singing Christmas songs, playing games, and taking photos with Santa Claus. My favorite part is eating cookies and drinking hot chocolate with my friends.

I hope you have a wonderful Christmas with your family. May your day be full of love, joy, and happiness. I can't wait to hear how you celebrate Christmas in your country!

With love,
Tee

Examples:

- Dear Teacher Wut,
- Dear Anna,
- Dear Sir,
- Dear Madam,





Introduction

Songkhla, Thailand
December 25th, 2025

Dear Anna,

Today is Christmas Day, and I'm very excited! I want to tell you how I celebrate Christmas in Thailand. Even though it's not a Thai holiday, my friends and I always have fun together.

At school, we have a small Christmas party. We decorate the classroom with colorful lights, balloons, and a big Christmas tree. Everyone wears red and green clothes and exchanges small gifts. There are many fun activities like singing Christmas songs, playing games, and taking photos with Santa Claus. My favorite part is eating cookies and drinking hot chocolate with my friends.

I hope you have a wonderful Christmas with your family. May your day be full of love, joy, and happiness. I can't wait to hear how you celebrate Christmas in your country!

With love,
Tee

What it is:

The introduction is the first paragraph of your letter. It tells the reader why you are writing and gives a friendly start.

How to write:

You can start by asking how the person is or expressing your feelings.





Body

Songkhla, Thailand
December 25th, 2025

Dear Anna,

Today is Christmas Day, and I'm very excited! I want to tell you how I celebrate Christmas in Thailand. Even though it's not a Thai holiday, my friends and I always have fun together.

At school, we have a small Christmas party. We decorate the classroom with colorful lights, balloons, and a big Christmas tree. Everyone wears red and green clothes and exchanges small gifts. There are many fun activities like singing Christmas songs, playing games, and taking photos with Santa Claus. My favorite part is eating cookies and drinking hot chocolate with my friends.

I hope you have a wonderful Christmas with your family. May your day be full of love, joy, and happiness. I can't wait to hear how you celebrate Christmas in your country!

With love,
Tee

What it is:

The body is the main part of the letter. It gives details about what you want to talk about.

How to write:

Write 2–3 short paragraphs to explain your ideas clearly. Use complete sentences and linking words (first, next, then, finally).





Conclusion

Songkhla, Thailand
December 25th, 2025

Dear Anna,

Today is Christmas Day, and I'm very excited! I want to tell you how I celebrate Christmas in Thailand. Even though it's not a Thai holiday, my friends and I always have fun together.

At school, we have a small Christmas party. We decorate the classroom with colorful lights, balloons, and a big Christmas tree. Everyone wears red and green clothes and exchanges small gifts. There are many fun activities like singing Christmas songs, playing games, and taking photos with Santa Claus. My favorite part is eating cookies and drinking hot chocolate with my friends.

I hope you have a wonderful Christmas with your family. May your day be full of love, joy, and happiness. I can't wait to hear how you celebrate Christmas in your country!

With love,
Tee

What it is:

The conclusion is the last paragraph of your letter. It gives a friendly ending or a final message to the reader.

How to write:

You can write your wishes, hopes, or plans to meet the person soon.





Closing

Songkhla, Thailand
December 25th, 2025

Dear Anna,

Today is Christmas Day, and I'm very excited! I want to tell you how I celebrate Christmas in Thailand. Even though it's not a Thai holiday, my friends and I always have fun together.

At school, we have a small Christmas party. We decorate the classroom with colorful lights, balloons, and a big Christmas tree. Everyone wears red and green clothes and exchanges small gifts. There are many fun activities like singing Christmas songs, playing games, and taking photos with Santa Claus. My favorite part is eating cookies and drinking hot chocolate with my friends.

I hope you have a wonderful Christmas with your family. May your day be full of love, joy, and happiness. I can't wait to hear how you celebrate Christmas in your country!

With love,
Tee

What it is:

The closing is a polite way to end the letter before your name.

How to write:

Use phrases like:

- Yours sincerely,
- Yours truly,
- With love,
- Best wishes,





Signature

Songkhla, Thailand
December 25th, 2025

Dear Anna,

Today is Christmas Day, and I'm very excited! I want to tell you how I celebrate Christmas in Thailand. Even though it's not a Thai holiday, my friends and I always have fun together.

At school, we have a small Christmas party. We decorate the classroom with colorful lights, balloons, and a big Christmas tree. Everyone wears red and green clothes and exchanges small gifts. There are many fun activities like singing Christmas songs, playing games, and taking photos with Santa Claus. My favorite part is eating cookies and drinking hot chocolate with my friends.

I hope you have a wonderful Christmas with your family. May your day be full of love, joy, and happiness. I can't wait to hear how you celebrate Christmas in your country!

With love,

Tee

What it is:

The signature is where you write your name to show who sent the letter.

How to write:

Write your first name or full name under the closing.



ใบงานที่ 1 เรื่อง My Letter
หน่วยการเรียนรู้ที่ 5 เรื่อง Festivals and Celebrations
แผนการจัดการเรียนรู้ที่ 8 เรื่อง Let's Celebrate Christmas
รายวิชา ภาษาอังกฤษ รหัสวิชา อ23102 ภาคเรียนที่ 2 ชั้นมัธยมศึกษาปีที่ 3

Name.....No.....Class.....

Instructions: Match each letter part (A–G) with the correct detail (1–7).

A. heading	B. salutation	C. introduction	D. body
E. conclusion	F. closing	G. signature	

1. _____ Lately, I've started a new job, and it's been a big change. The team is great,
and I'm learning a lot. Also, I visited the coast last weekend—so relaxing!

2. _____ 123 Green Street, Lakeside City — May 11, 2025

3. _____ Can't wait to hear what you've been up to. Let's plan a call or meetup
soon!

4. _____ Take care,

5. _____ Dear Emily,

6. _____ I hope you're doing well! I wanted to check in and share some updates.

7. _____ Alex

ใบงานที่ 1

เรื่อง My Letter

Instructions: Match each letter part (A–G) with the correct detail (1–7).





ใบงานที่ 1

Instructions: Match each letter part (A–G) with the correct detail (1–7).

A. heading

B. salutation

C. introduction

D. body

E. conclusion

F. closing

G. signature

1. **D** Lately, I've started a new job, and it's been a big change. The team is great, and I'm learning a lot. Also, I visited the coast last weekend—so relaxing!





ใบงานที่ 1

Instructions: Match each letter part (A–G) with the correct detail (1–7).

A. heading

B. salutation

C. introduction

D. body

E. conclusion

F. closing

G. signature

2. **A** 123 Green Street, Lakeside City

— May 11, 2025





ใบงานที่ 1

Instructions: Match each letter part (A–G) with the correct detail (1–7).

A. heading

B. salutation

C. introduction

D. body

E. conclusion

F. closing

G. signature

3. **E** _____ Can't wait to hear what you've been up to. Let's plan a call or meetup soon!





ใบงานที่ 1

Instructions: Match each letter part (A–G) with the correct detail (1–7).

A. heading

B. salutation

C. introduction

D. body


E. conclusion

F. closing

G. signature

4. **F** Take care,

5. **B** Dear Emily,





ใบงานที่ 1

Instructions: Match each letter part (A–G) with the correct detail (1–7).

A. heading

B. salutation

C. introduction

D. body


E. conclusion

F. closing

G. signature

6. **C** I hope you're doing well! I wanted to check in and share some updates.

7. **G** Alex



ใบงานที่ 2 เรื่อง Letter to Santa
หน่วยการเรียนรู้ที่ 5 เรื่อง Festivals and Celebrations
แผนการจัดการเรียนรู้ที่ 9 เรื่อง Let's Celebrate Christmas
รายวิชา ภาษาอังกฤษ รหัสวิชา อ23102 ภาคเรียนที่ 2 ชั้นมัธยมศึกษาปีที่ 3

Name.....No.....Class.....

Instructions: Write the letter to Santa Claus by follow the steps as following

How to Write a Letter to Santa Claus

Step 1: Start with a greeting

Begin your letter politely.

Use: "Dear Santa Claus,"

Step 2: Introduce yourself

Say your name and maybe your age.

Tell Santa if you've been good or how you've tried your best this year.

Example:

"My name is Anna. I am 10 years old and I've been helpful at home and kind to my friends."

Step 3: Say what you wish for

Politely ask for the gifts or things you would like.

Be specific and use kind words.

Example:

"I would love a new storybook and a warm jacket."

Step 4: Wish for others (optional but nice!)

You can include a kind wish for your family, friends, or people around the world.

Example:

"I also hope everyone has a happy and healthy Christmas."

Step 5: Say thank you and close

Thank Santa for his kindness.

End with:

"Love," or "Sincerely,"

followed by your name.

Example Closing: Love, Emily give me the instructions

ใบงานที่ 2

เรื่อง Letter to Santa

Instructions: Write a letter to Santa Claus by following the steps below.






ใบงานที่ 2

Instructions: Write a letter to Santa Claus by following the steps below.

Step 1: Start with a greeting

Begin your letter politely.

Use: "Dear Santa Claus,"





ใบงานที่ 2

Instructions: Write a letter to Santa Claus by following the steps below.


Step 2: Introduce yourself

Say your name and maybe your age.

Tell Santa if you've been good or how you've tried your best this year.

Example:

"My name is Anna. I am 10 years old and I've been helpful at home and kind to my friends."





ใบงานที่ 2


Instructions: Write a letter to Santa Claus by following the steps below.

Step 3: Say what you wish for

Politely ask for the gifts or things you would like.
Be specific and use kind words.

Example:

"I would love a new storybook
and a warm jacket."





ใบงานที่ 2


Instructions: Write a letter to Santa Claus by following the steps below.

Step 4: Wish for others (optional but nice!)

You can include a kind wish for your family, friends, or people around the world.

Example:

"I also hope everyone has a happy and healthy Christmas."






ใบงานที่ 2

Instructions: Write a letter to Santa Claus by following the steps below.

Step 5: Say thank you and close

Thank Santa for his kindness.





ใบงานที่ 2

Instructions: Write a letter to Santa Claus by following the steps below.

End with:

"Love," or "Sincerely,"
followed by your name.

Example Closing:

Example Closing: Love,
Emily give me the instructions



บทเรียนครั้งต่อไป

Christmas Exhibition

สามารถดาวน์โหลดได้ที่ www.dltv.ac.th



สิ่งที่ต้องเตรียม

ใบความรู้ที่ 1

เรื่อง การใช้เครื่องหมายวรรคตอนภาษาอังกฤษ

ใบงานที่ 1

เรื่อง **Christmas Exhibition**

สามารถดาวน์โหลดได้ที่ www.dltv.ac.th

