

รายวิชา ภาษาอังกฤษ

รหัสวิชา อ22102 ชั้นมัธยมศึกษาปีที่ 2

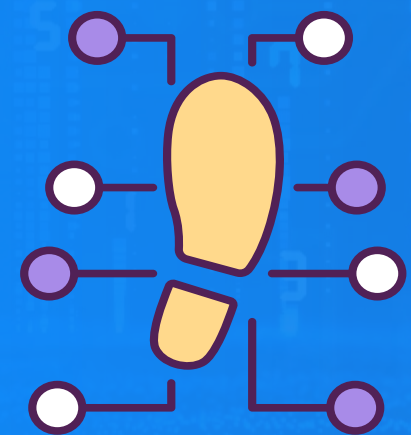
หน่วยการเรียนรู้ที่ 5 Social Media

เรื่อง Digital Footprint

ครูผู้สอน ครูสวรยา อุดรพรหม



Unit 5 : Social Media




Digital Footprint





จุดประสงค์การเรียนรู้

1. อธิบายความหมายคำศัพท์ที่เกี่ยวข้องกับ
รอยเท้าดิจิทัล
2. อ่านเพื่อระบุใจความสำคัญและรายละเอียด
สนับสนุน เกี่ยวกับเรื่องรอยเท้าดิจิทัลได้



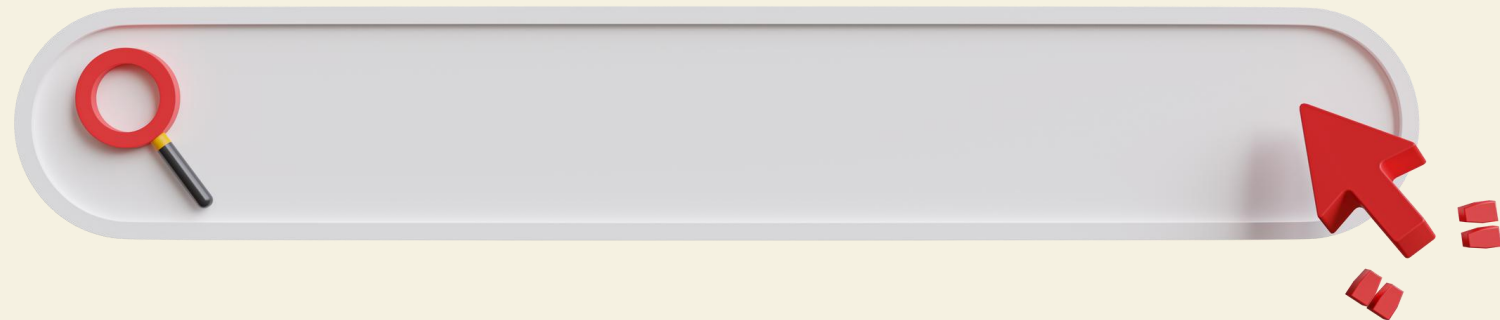


Quick Poll



**Have you ever
googled your
name?**

Search



**Do you think
everything you do
online can be
tracked?**



✓ Vocabulary



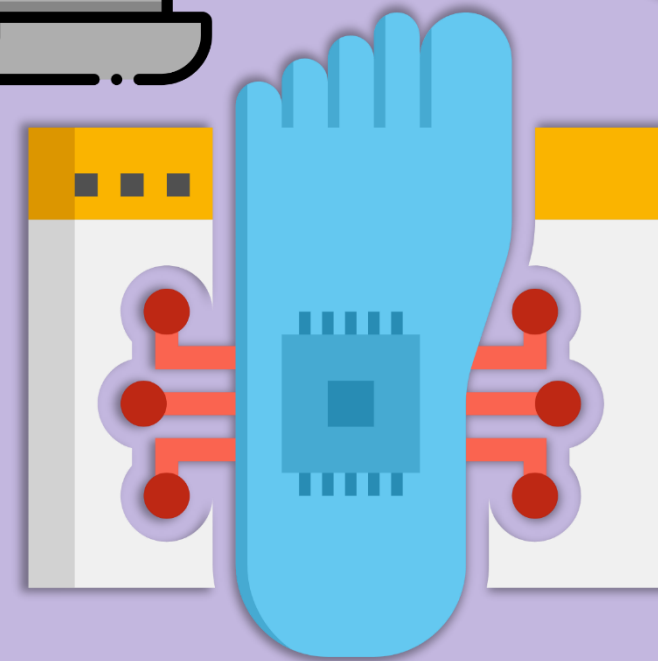


trail (n.)

a series of
activities that
someone does

footprint (n.)


the mark made
by a person



A cartoon illustration of a woman with short brown hair, wearing a blue button-down shirt and an orange skirt. She is holding a large, light blue tablet with a white border. The background is a light green circle with a grey border.

reveal (v.)

to make
something
known



advisable (adj.)

being good
to do
something



cautious (adj.)

being careful




complex (adj.)

made of many
different
things



identity (n.)

a name and
facts of
a person





ใบงานที่ 1

เรื่อง Vocabulary (Digital Footprint)



(สามารถดาวน์โหลดได้ที่ www.dltv.ac.th)

ใบงานที่ 1 เรื่อง Vocabulary (Digital Footprint)

หน่วยการเรียนรู้ที่ 5 เรื่อง Social Media

แผนการจัดการเรียนรู้ที่ 8 เรื่อง Digital Footprint

รายวิชา ภาษาอังกฤษ รหัสวิชา อ22102 ภาคเรียนที่ 2 ชั้นมัธยมศึกษาปีที่ 2

Instructions: Match the vocabulary with the meaning.

- | | |
|--------------------|--|
| 1. _____ trail | a. sensible and a good idea (a smart thing to do) |
| 2. _____ footprint | b. made of many different parts; difficult to understand |
| 3. _____ reveal | c. who a person is (name, facts, etc.) |
| 4. _____ advisable | d. a long line or series of marks that is left behind |
| 5. _____ cautious | e. the mark made by a person's foot |
| 6. _____ complex | f. being careful to avoid danger or mistakes |
| 7. _____ identity | g. to make something known to somebody |

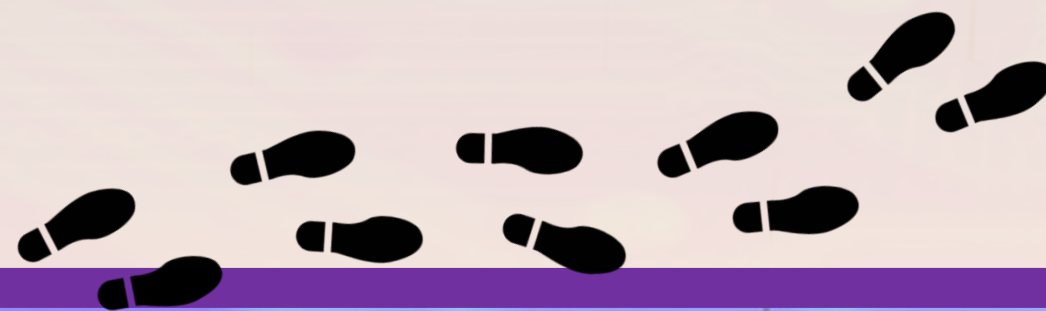




ใบงานที่ 1

Instructions:

Match the vocabulary with the meaning.



Quick Slap

Digital Vocabulary



How to Play

1. Divide into groups (4-5 students).
2. Spread English cards on the table.
3. Teacher says the meaning/definition.
4. **SLAP** the correct English word card fast!
5. First and fastest gets 1 point!



Quick Slap

Digital
Vocabulary




**Quick Slap-
Digital Vocabulary**

trail



**d. a long line or series of marks
that is left behind**



**Quick Slap-
Digital Vocabulary**

footprint



**e. the mark made by a person's
foot**



**Quick Slap-
Digital Vocabulary**

reveal



**g. to make something known to
somebody**



**Quick Slap-
Digital Vocabulary**

advisable



a. sensible and a good idea (a smart thing to do)



**Quick Slap-
Digital Vocabulary**

cautious



f. being careful to avoid danger or mistakes



Quick Slap-
Digital Vocabulary

complex



**b. made of many different parts;
difficult to understand**



**Quick Slap-
Digital Vocabulary**

identity



**c. who a person is (name, facts,
etc.)**



Well done!



Digital Footprint





Before Reading

- ✓ **What is a digital footprint ?**
- ✓ **How many tips are there to take care of digital footprints ?**




What are the key points in this reading?



Why is a digital footprint important?




Every time you go online you leave a trail like a footprint. It reveals where you've been, what you've been doing there, and how long you stayed.



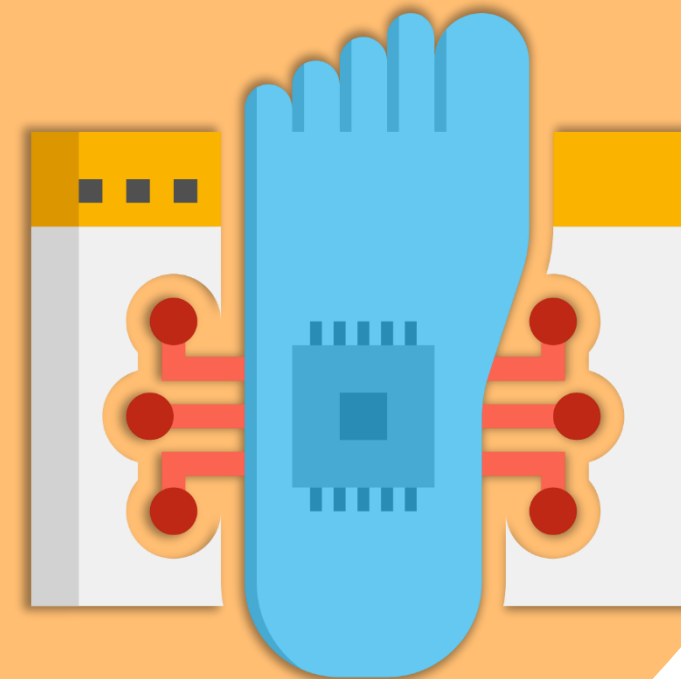
Every time you register for an online service, send an email, download a video or upload a photo, the information can be accessed and your digital footprint can be revealed.



It is advisable to be aware of your digital footprint and to be cautious when you are online.

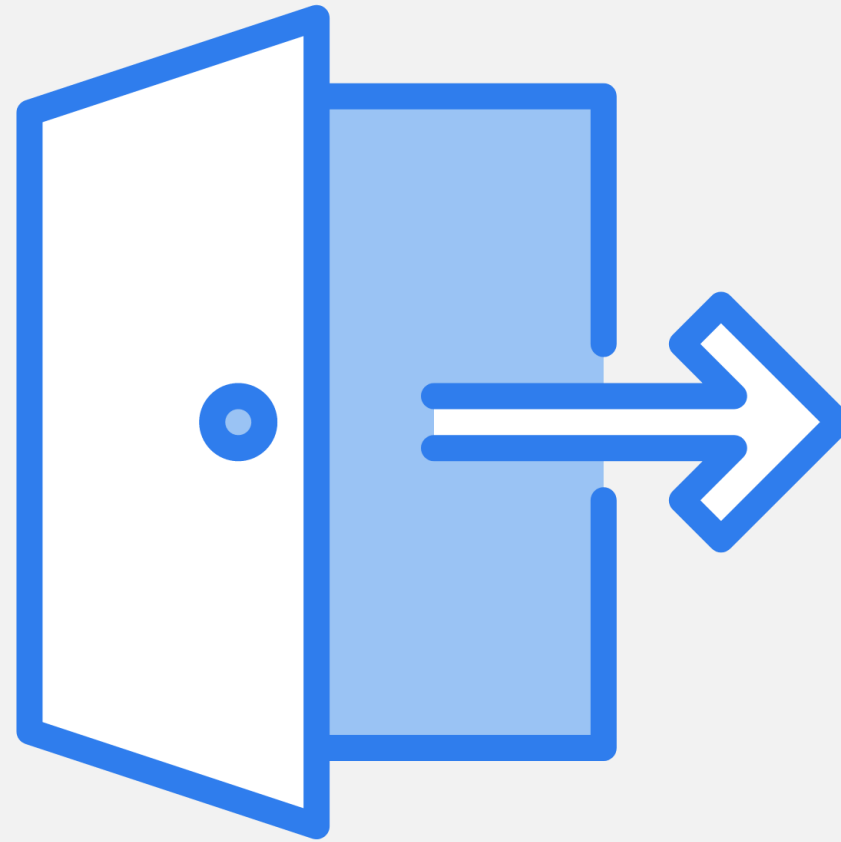


Four top tips for taking care of your digital footprint



1

Don't forget to log off when you leave a website, especially if you are using a shared computer. If you don't, someone can easily pretend to be you!




2

**Don't tell anyone your passwords.
Make them more complex by using
a combination of letters, numbers
and punctuation marks.**





3

If you want to post any comments online,
you shouldn't use your own name.
Create a nickname to use instead.
You can also use a picture instead of
a real photo.



4

Protect your identity online. Be careful about who you share personal information with and always think twice before sharing details like your email, home address, school or phone number with someone.





Before Reading

- ✓ **What is a digital footprint ?**
- ✓ **How many tips are there to take care of digital footprints ?**



ใบกิจกรรมที่ 1

เรื่อง Digital Footprint



(สามารถดาวน์โหลดได้ที่ www.dltv.ac.th)

ใบกิจกรรมที่ 1 เรื่อง Digital Footprint
หน่วยการเรียนรู้ที่ 5 เรื่อง Social Media
แผนการจัดการเรียนรู้ที่ 8 เรื่อง Digital Footprint
รายวิชา ภาษาอังกฤษ รหัสวิชา อ22102 ภาคเรียนที่ 2 ชั้นมัธยมศึกษาปีที่ 2

Reading Comprehension (Exercises)

Instructions: Read the passage and choose the best answer.

- When you go online, you _____.
 - can choose what information is recorded about you
 - leave a trail showing what you've been doing
 - send your information to the website's owner
- If people search for information about you, what can they find about you?
 - Your bookmarked website
 - Your digital footprint
 - Your password
- Someone could pretend to be you if you don't log off when _____.
 - leaving a site
 - posting a comment
 - uploading a video
- You should make your passwords difficult to guess by _____.
 - including all capital letters
 - using a symbol
 - making them complex

My tips

Instructions: Write two tips for taking care of your digital footprint and share with your classmates.

1


2



ใบกิจกรรมที่ 1

Instructions:

Read the passage and choose the best answer.






1. When you go online, you ____.

a. can choose what information is recorded about you

b. leave a trail showing what you've been doing

c. send your information to the website's owner

Every time you go online you leave a trail like a footprint. It reveals where you've been, what you've been doing there, and how long you stayed.





2. If people search for information about you, what can they find about you?

a. Your bookmarked website

b. Your digital footprint

c. Your password

Every time you register for an online service, send an email, download a video or upload a photo, the information can be accessed and your digital footprint can be revealed.





3. Someone could pretend to be you if you don't log off when ____.

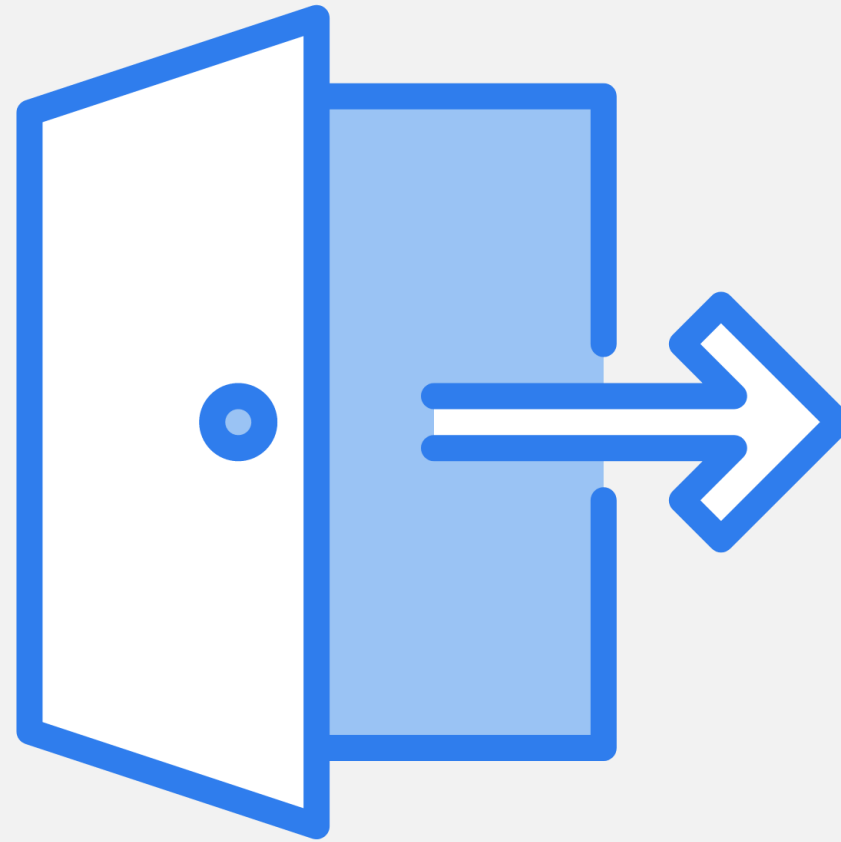
a. leaving a site

b. posting a comment

c. uploading a video

1

Don't forget to log off when you leave a website, especially if you are using a shared computer. If you don't, someone can easily pretend to be you!





4. You should make your passwords difficult to guess by _____.


a. including all capital letters

b. using a symbol

c. making them complex

2

**Don't tell anyone your passwords.
Make them more complex by using
a combination of letters, numbers
and punctuation marks.**





My tips

Instructions:

Write **two tips** for taking care of your digital footprint and share with your classmates.






Digital Safety 2 Tips Challenge!

1. Think before you post.

2. Check privacy settings.






บทเรียนครั้งต่อไป

Online Privacy



(สามารถดาวน์โหลดได้ที่ www.dltv.ac.th)





สิ่งที่ต้องเตรียม

1. ใบงานที่ 1

เรื่อง Online Privacy Conversations

2. ใบงานที่ 2

เรื่อง Should/ Should not



สามารถดาวน์โหลดได้ที่

www.dltv.ac.th

