

รายวิชา ภาษาอังกฤษ

รหัสวิชา อ23102 ชั้นมัธยมศึกษาปีที่ 3
หน่วยที่ 5 Festivals and Celebrations

เรื่อง My Colorful Firework

ครูผู้สอน ครูธีรวุฒิ ศรีสวัสดิ์



Let's Play Bingo!





Let's review
the Bingo rules.

- ❖ First, I'm going to give you one Bingo card.
- ❖ Next, write the vocabulary we learned yesterday on your card.

Let's Play Bingo!



Let's review
the Bingo rules.

- ❖ Then, I will call out the words by picking them from a box.
- ❖ After that, if you hear a word that is on your card, mark it with an "X."

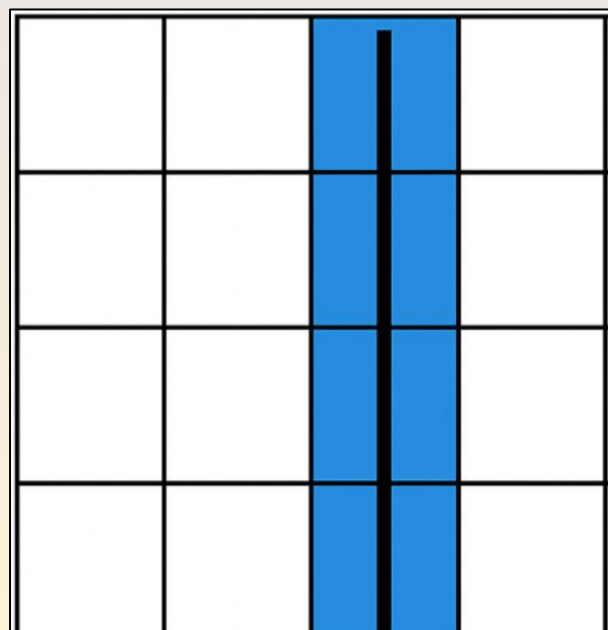
Let's Play Bingo!

Let's Play Bingo!

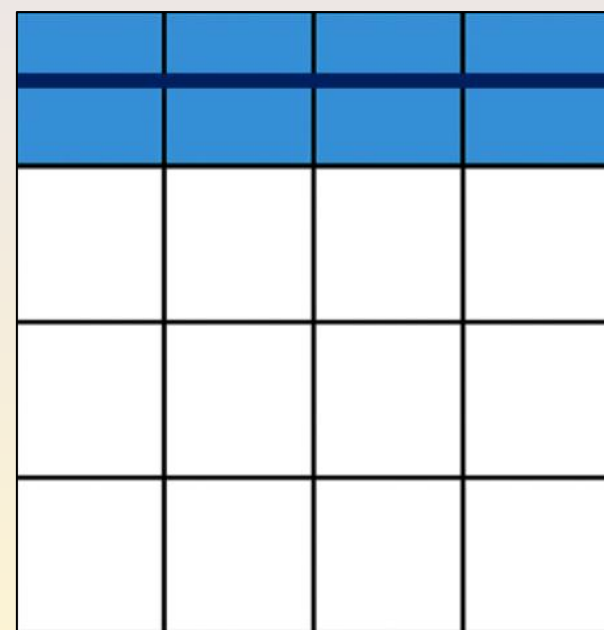
Let's review
the Bingo rules.

- ❖ Finally, I will call out. When you have four boxes in a row (down, across, diagonal, or four corners), shout "Bingo!"


down



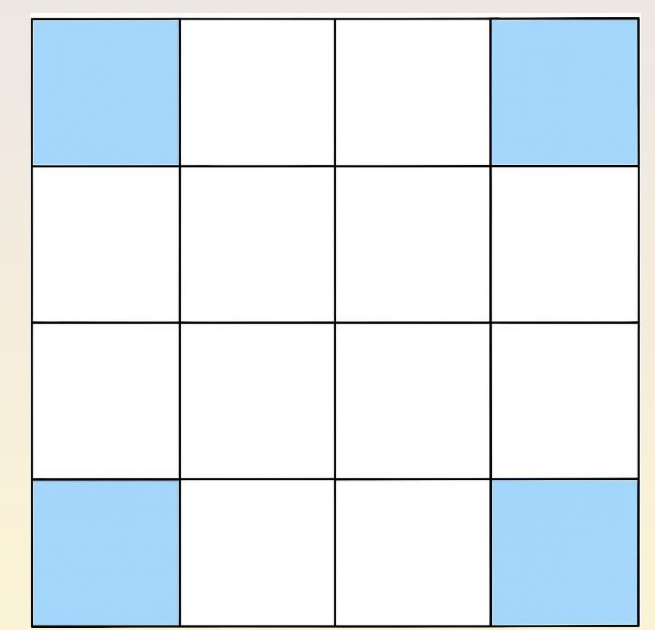
across



diagonal



four corners




My Colorful Firework





จุดประสงค์การเรียนรู้

1. ระบุและอธิบายลักษณะของประโยคคำสั่ง (Imperative Sentence) ได้อย่างถูกต้อง
2. พุดและเขียนประโยคคำสั่งเพื่อสื่อสารคำแนะนำ คำเตือน หรือคำขอตามสถานการณ์ต่าง ๆ ได้



Do What I Say!



Imperative Sentence



What is an Imperative Sentence?

An imperative sentence is a sentence that gives a **command, instruction, request, or advice**. It tells someone what to do or what not to do.



Command


Structure: Verb (base form) + (object)

Examples

- ❖ Stand up.
- ❖ Sit down.
- ❖ Open your book.
- ❖ Listen carefully.
- ❖ Write your name.
- ❖ Read the dialogue aloud.

Polite Command

- ❖ Please stand up.
- ❖ Close the door, please.
- ❖ Please listen to me.



Negative Imperative

Structure: Don't + Verb (base form)

Examples

- ❖ Don't run in the classroom.
- ❖ Don't touch that!
- ❖ Don't be late.
- ❖ Don't forget your homework.

Polite Command

- ❖ Please don't make any noise.
- ❖ Don't be rude, please.




Request

Structure: Please + Verb (base form) or Verb + please

Examples

- ❖ Please pass me the book.
- ❖ Please sit down.
- ❖ Turn off the light, please.
- ❖ Please help me with my homework.
- ❖ Please don't touch my things.




Invitation

Structure: Let's + Verb (base form)

Examples

- ❖ Let's go to the park.
- ❖ Let's play a game.
- ❖ Let's take a break.
- ❖ Let's help our friend.



Invitation

Structure: Let's not + Verb (base form)

Examples

- ❖ Let's not argue.
- ❖ Let's not be late.
- ❖ Let's not go to the beach today.
- ❖ Let's not go out tonight.
- ❖ Let's not eat too much.
- ❖ Let's not waste time.



Advice / Suggestion

Structure: Always + **Verb (base form)**

Examples

- ❖ Always tell the truth.
- ❖ Always do your best.
- ❖ Always wash your hands before eating.
- ❖ Always listen to your teacher.
- ❖ Always be on time.



Advice / Suggestion

Structure: **Never + Verb (base form)**

Examples

- ❖ Never lie to your friends.
- ❖ Never play with fire.
- ❖ Never give up!
- ❖ Never throw garbage on the floor.
- ❖ Never share your password with others.



Advice / Suggestion

Structure: Don't ever + **Verb (base form)**

Examples

- ❖ Don't ever touch that wire!
- ❖ Don't ever share your password!
- ❖ Don't ever give up on your dreams!
- ❖ Don't ever hurt your friends.
- ❖ Don't ever touch that switch.




Imperative with “Be”

Structure: Be + **Adjective/Noun/Preposition**

Examples

- ❖ Be quiet.
- ❖ Be careful.
- ❖ Be a good student.
- ❖ Be on time.



ใบงานที่ 1 เรื่อง Imperative Sentence
หน่วยการเรียนรู้ที่ 5 เรื่อง Festivals and Celebrations
แผนการจัดการเรียนรู้ที่ 3 เรื่อง The Light of the Rivers 2
รายวิชา ภาษาอังกฤษ รหัสวิชา อ23102 ภาคเรียนที่ 2 ชั้นมัธยมศึกษาปีที่ 3

Name.....No.....Class.....

Instructions: Fill in the gaps with the words from the box to make the imperatives.

always	take	remember	cross	don't	be late
boil	turn	wake	never	quiet	smoke

1. Be _____! This is a library. People are studying.
2. When you get to the corner, _____ right. Continue until you see the park on your left.
3. _____ wear a helmet when you ride your bike, even just for short distances.
4. _____ come with us unless you really want to.
5. Thank you for coming. Please _____ a seat.
6. The bus leaves on time every day. Don't _____
7. After that, turn it on to see if it works. _____ to plug it in first.
8. Look out! A car is coming! Don't _____ the road now!
9. Where's mum? She's taking a nap. Please don't _____ her up.
10. I can't believe you took some money from my purse. _____ do that again!
11. First _____ some water. Then put coffee into a cup.
12. If you want to smoke, go outside. Don't _____ in my room!

สามารถดาวน์โหลดได้ที่ www.dltv.ac.th

ใบงานที่ 1

เรื่อง Imperative Sentence

Instructions: Fill in the gaps with the words from the box to make the imperatives.



ใบงานที่ 1 เรื่อง Imperative Sentence

Instructions: Fill in the gaps with the words from the box to make the imperatives.

always take remember cross don't be late
boil turn wake never quiet smoke

1. Be quiet! This is a library. People are studying.

2. When you get to the corner, turn right.

Continue until you see the park on your left.



ใบงานที่ 1 เรื่อง Imperative Sentence

Instructions: Fill in the gaps with the words from the box to make the imperatives.

always take remember cross don't be late
boil turn wake never quiet smoke

3. Always wear a helmet when you ride your bike, even just for short distances.

4. Don't come with us unless you really want to.

5. Thank you for coming. Please take a seat.



ใบงานที่ 1 เรื่อง Imperative Sentence

Instructions: Fill in the gaps with the words from the box to make the imperatives.

always take **remember** **cross** don't **be late**
boil turn **wake** **never** quiet **smoke**

6. The bus leaves on time every day. Don't be late

7. After that, turn it on to see if it works. remember
to plug it in first.



ใบงานที่ 1 เรื่อง Imperative Sentence

Instructions: Fill in the gaps with the words from the box to make the imperatives.

always take remember **cross** don't be late
boil turn **wake** **never** quiet **smoke**

8. Look out! A car is coming! Don't cross the road now!

9. Where's mum? She's taking a nap. Please don't wake her up.

10. I can't believe you took some money from my purse.

Never do that again!



ใบงานที่ 1 เรื่อง Imperative Sentence

Instructions: Fill in the gaps with the words from the box to make the imperatives.

always take remember cross don't be late
boil turn wake never quiet **smoke**

11. First **boil** some water. Then put coffee into a cup.

12. If you want to smoke, go outside. Don't **smoke** in my room!



ใบงานที่ 2 เรื่อง Let's celebrate Loy Krathong Festival.
หน่วยการเรียนรู้ที่ 5 เรื่อง Festivals and Celebrations
แผนการจัดการเรียนรู้ที่ 3 เรื่อง My Colorful Firework
รายวิชา ภาษาอังกฤษ รหัสวิชา อ23102 ภาคเรียนที่ 2 ชั้นมัธยมศึกษาปีที่ 3

Name.....No.....Class.....

Instructions: Use the imperative to talk politely about Loy Krathong Festival.

.....

.....

.....

.....

.....

.....

.....

.....

.....

.....

สามารถดาวน์โหลดได้ที่ www.dltv.ac.th

ใบงานที่ 2

เรื่อง Let's celebrate Loy Krathong festival.

Instructions: Use the imperative to talk politely about Loy Krathong Festival.



ใบงานที่ 2 เรื่อง Let's celebrate Loy Krathong festival.

Instructions: Use the imperative to talk politely about Loy Krathong Festival.

Examples

- ❖ Please prepare your krathong carefully.
- ❖ Please float your krathong on the river and make a wish.



If you want to invite someone to go to the mall, what will you say?



**If your friend is talking
too loudly, what will you say?**



**If you want to warn your friend
about the fire, what will you say?**



บทเรียนครั้งต่อไป

Did you have a good time
at Songkran Festival?

สามารถดาวน์โหลดได้ที่ www.dltv.ac.th



สิ่งที่ต้องเตรียม

- ใบงานที่ 1 เรื่อง Past Simple Tense
- ใบงานที่ 2 เรื่อง Where did you go last Songkran?

สามารถดาวน์โหลดได้ที่ www.dltv.ac.th

