

# รายวิชา ภาษาอังกฤษ

รหัสวิชา อ23101 ชั้นมัธยมศึกษาปีที่ 3

หน่วยการเรียนรู้ที่ 3 **Entertainment**

เรื่อง **Music Is Life 3**

ครูผู้สอน ครูศุภณัฐ รักพงษ์



# Music Is Life 3




# Objective

**Be able to present a favorite music genre along with supporting reasons.**



**Which song does  
this famous line  
come from?**



The background features a warm, sunburst-like pattern in shades of yellow and orange. Various musical-themed illustrations are scattered around: two orange and blue speakers at the top corners, a large orange and blue vintage microphone on the right, and an orange speaker with musical notes on the bottom left. A large, stylized orange and yellow circular shape is at the bottom right.

**It's been a long day  
without you, my friend.**

**See You Again**  
- Wiz Khalifa feat. Charlie Puth -

The background features a warm, sunburst-like pattern in shades of yellow and orange. Various musical-themed illustrations are scattered around: two orange and blue speakers in the top corners, a large orange and blue vintage microphone on the right, and an orange speaker with musical notes in the bottom left. A large, stylized orange and yellow circular graphic is partially visible in the bottom right corner.

**We could've had it all.**

**Rolling in the Deep**  
- Adele -

The background is a vibrant collage of musical-themed illustrations. In the top left and right corners, there are orange and blue speakers. A musical staff with blue and orange notes curves across the top right. In the bottom left, another orange speaker is shown with musical notes emerging from it. On the bottom right, a large orange vintage microphone on a stand is positioned. The entire scene is set against a background of light beige and cream-colored diagonal stripes.

**We push and pull like  
a magnet do.**

**Shape of You**  
**- Ed Sheeran -**

The background features a warm, sunburst-like pattern in shades of yellow and orange. In the top corners, there are stylized orange and blue speakers. A musical staff with blue and orange notes curves across the top right. In the bottom left, another orange speaker is shown with musical notes emanating from it. On the bottom right, a large, detailed orange and blue vintage microphone stands on a stand. The overall theme is music and sound.

**Near, far, wherever you are**

**My Heart Will Go On**  
**- Celine Dion -**

The background features a warm, sunburst-like pattern in shades of yellow and orange. Various musical-themed illustrations are scattered around: two orange and blue speakers at the top corners, a large orange and blue vintage microphone on the right, and an orange speaker with musical notes at the bottom left. A large, stylized orange and yellow circular graphic is at the bottom right.

**I found a love for me.**

**Perfect**  
- Ed Sheeran -

The background features a light beige color with diagonal rays emanating from the center. In the top corners, there are orange and blue speakers. In the top right, a musical staff with blue and orange notes is shown. In the bottom left, another orange speaker is depicted with musical notes. In the bottom right, a large orange and blue microphone on a stand is visible. The text is presented in two distinct colored boxes: a white one for the lyrics and a green one for the song title and artist.

**I got the eye of the tiger.**

**Roar**  
**- Katy Perry-**

The background features a warm, sunburst-like pattern in shades of yellow and orange. Various musical-themed illustrations are scattered around: two orange and blue speakers in the top corners, a large orange and blue vintage microphone on the right, and an orange speaker on the bottom left. Musical notes in blue and orange are floating and flowing across the scene.

**My first love broke my  
heart for the first time.**

**Baby**  
-- Justin Bieber --

The background features a warm, sunburst-like pattern in shades of yellow and orange. In the top corners, there are stylized orange and blue speakers. A musical staff with blue and orange notes curves across the top right. In the bottom left, another orange speaker is shown with musical notes emanating from it. On the bottom right, a large, detailed orange and blue vintage microphone stands on a stand. The overall theme is musical and energetic.


**The cold never  
bothered me anyway.**

**Let It Go**  
- Idina Menzel -



**If the world was ending,  
I'd wanna be next to you.**

**Die With A Smile**  
**-- Lady Gaga & Bruno Mars --**



# 5 Easy Steps to Present Your Favorite Song

# 1. Introduce the Song

**- Say the name of the song and the artist.**


“My favorite song  
is ‘Perfect’  
by Ed Sheeran.”



# 2. Talk About the Genre

**- Mention the music genre.**


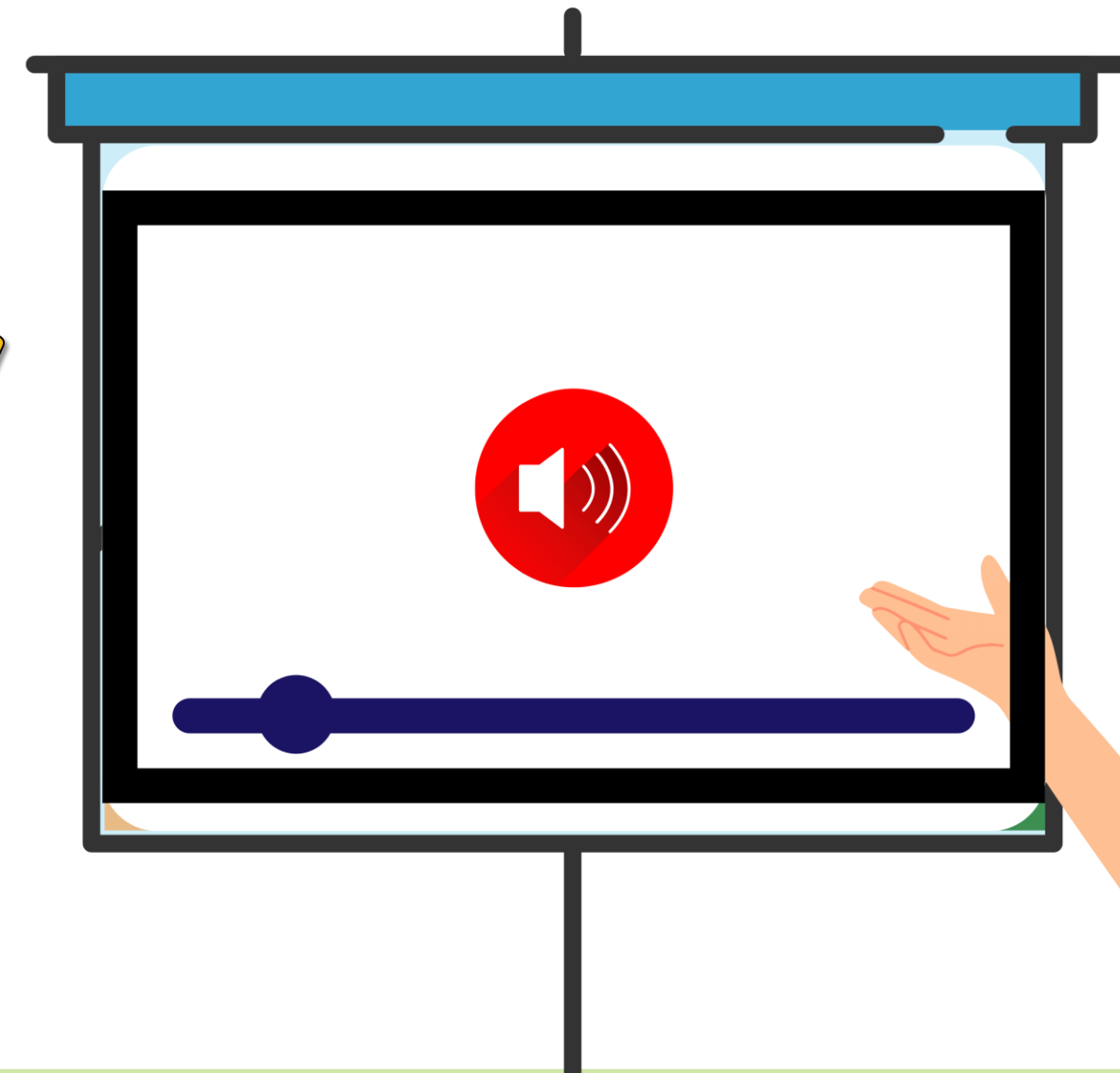
“It’s a pop love song.  
It has strong beat  
and catchy melody.  
And it talks about  
positive love relationship.”



# 3. Explain Why You Like It

**- Give 1–2 reasons why the song is interesting.**

**“I like it because the melody is beautiful and the lyrics are touching.”**



# 4. Share a Favorite Line or Part

**- Say a short lyric or describe your favorite moment.**

**“My favorite line is**

**‘You look perfect tonight.’**


**It’s very romantic.”**



# 5. Recommend It

**- End by recommending the song.**

**“I recommend this song  
to people who love relaxing  
and romantic music.”**



ใบงานที่ 7 เรื่อง My Favorite Song

หน่วยการเรียนรู้ที่ 3 เรื่อง Entertainment

แผนการจัดการเรียนรู้ที่ 6 เรื่อง My Favorite Movie 3

รายวิชา ภาษาอังกฤษ รหัสวิชา อ23101 ภาคเรียนที่ 1 ชั้นมัธยมศึกษาปีที่ 3

Directions: Think of your favorite international song. Present it to the classroom by mentioning all important information of the song.

Guideline

1. Introduce the song.

2. Mention the music genre.

3. Tell the audience why you like the song.

4. Say a short lyric and how it is special.

5. Recommend the song to the audience.



# Worksheet 7

## My Favorite Song

### Directions:

**Think of your favorite  
international song.  
Present it to the classroom  
by mentioning  
all important information  
of the song.**




# MY Favorite Song





# Let's Review!



# 5 Easy Steps to Present Your Favorite Song



Base Form	Past Simple	Past Participle
wake	woke	woken
waken	wakened	wakened
awaken	awakened	awakened

**commonly  
confused verbs**



บทเรียนครั้งต่อไป

เรื่อง Fantastic  
TV Programs 1

ดาวน์โหลดเอกสารได้ที่ [www.dltv.ac.th](http://www.dltv.ac.th)

รายวิชาภาษาอังกฤษ ชั้นมัธยมศึกษาปีที่ 3

# สิ่งที่ต้องเตรียม



ใบงานที่ 8 บทอ่าน

เรื่อง Most Famous  
Thai TV Channels



ดาวน์โหลดเอกสารได้ที่ [www.dltv.ac.th](http://www.dltv.ac.th)

รายวิชาภาษาอังกฤษ ชั้นมัธยมศึกษาปีที่ 3



**"MUSIC IS A WORLD WITHIN ITSELF  
WITH A LANGUAGE WE ALL  
UNDERSTAND."**

*--- Stevie Wonder ---*

*(an American singer-songwriter, musician, and record producer)*

