



# รายวิชา ภาษาอังกฤษ

รหัสวิชา อ16101 ชั้นประถมศึกษาปีที่ 6

## เรื่อง Reduce/Reuse/Recycle (1)

ครูผู้สอน ครูอัญชลี สุวรรณบุตร




# Reduce/Reuse/Recycle

(1)



# Objectives



The students can be able to

- pronounce and explain the meanings of vocabulary and sentences about ways to protect the environment correctly.
- explain positive and negative ways of taking care of the environment.
- give information about ways to protect the environment.





# Time to Learn

## Verbs

leave

turn off

cut down

unplug

write

turn off

## Nouns

electricity when not in use

on both sides of paper

the tap


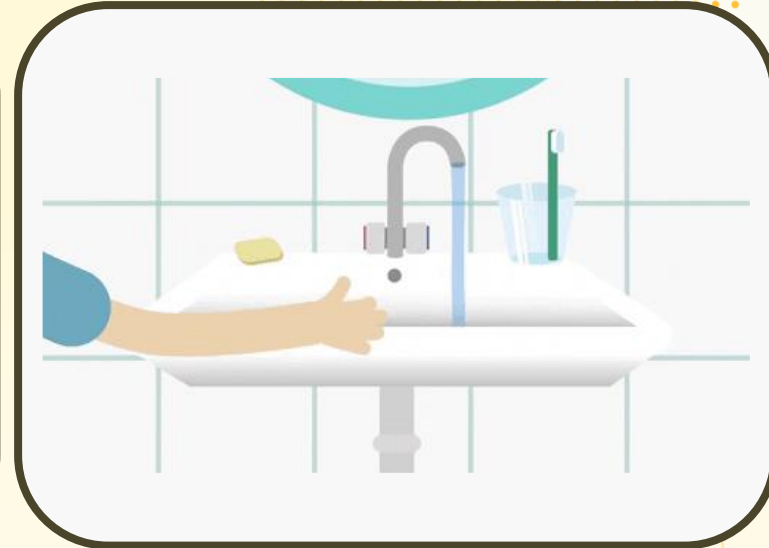

television

water running

trees



# Time to Learn





# Time to Learn

cut down

trees



write

on both sides  
of paper





# Time to Learn

turn off

the tap



unplug

television





# Time to Learn

leave

water running



turn off

electricity  
when not in use







## Time to review

cut down trees

leave water running

unplug television

turn off the tap

write on both sides of paper

turn off electricity when not in use






# Time to Learn; Ways to Save the Earth

A: What are you going to do to save the Earth?

B: I'm going to turn off electricity when not in use.






# Time to Learn; Ways to Save the Earth

A: What are you going to do to save the Earth?

B: I'm **not** going to leave water running.





## Time to review; Ways to Save the Earth

ใช้ในการบอกถึงสิ่งที่เราตั้งใจจะทำ

I'm going to turn off electricity when not in use.

ใช้ในการบอกถึงสิ่งที่เราตั้งใจว่าจะไม่ทำ

I'm not going to leave water running.



## Hawaiian Skirt



EX

Turn off everything when you're not at home. I'm going to \_\_\_\_\_

I'm going to turn off electricity when not in use.



# Hawaiian Skirt



1

To save water, I'm not going to leave  
the water running. \_\_\_\_\_

I'm going to turn off the tap.



## Hawaiian Skirt



2

To save the forest, I'm going to plant  
the trees. \_\_\_\_\_

I'm not going to cut down trees.



## Hawaiian Skirt



3



To reuse paper. I \_\_\_\_\_

I'm going to write on both sides  
of paper.






# Time to Practice; Activities



## Time to Practice; Speaking

A: What are you going to do to save the Earth?

B: I'm going to turn  
off the tap.



## Time to Practice; Speaking

A: What are you going to do to save the Earth?

B: I'm not going to use the plastic bag.



## Time to Practice; Speaking

A: What are you going to do to save the Earth?

B: I'm going to \_\_\_\_\_.



I'm **not** going to \_\_\_\_\_.



# Speaking Time



# Time to Practice; Activities



# Wrap Up



## How to Save the Earth



I'm going to leave rubbish in the bin.



I'm going to unplug the television.



I'm not going to cut down trees.



I'm not going to use plastic bags.



I'm going to turn off electricity when not in use.



I'm not going to leave water running.



I'm going to turn off the tap.



I'm going to write on both sides of paper.



บทเรียนครั้งต่อไป

# Reduce/Reuse /Recycle(2)

สามารถดาวน์โหลดได้ที่ [www.dltv.ac.th](http://www.dltv.ac.th)







สิ่งที่ต้องเตรียม

ใบงานที่ 16

เรื่อง Make It Happen!

สามารถดาวน์โหลดได้ที่ [www.dltv.ac.th](http://www.dltv.ac.th)

