

รายวิชา ภาษาอังกฤษ

รหัสวิชา อ15101 ชั้นประถมศึกษาปีที่ 5

เรื่อง Children's Day in Thailand

ครูผู้สอน ครูนกวรรณ มีศรีผ่อง




Children's Day in Thailand





Let's Play: ✨ Hidden Picture Games





Hidden Picture Games

A

B

C

D

E

F

G

H

I

J

K

L





Hidden Picture Games



have a picnic





Hidden Picture Games

A

B

C

D

E

F

G

H

I

J

K

L





Hidden Picture Games



watch movies





Hidden Picture Games

A

B

C

D

E

F

G

H

I

J

K

L





Hidden Picture Games



visit an amusement park





Hidden Picture Games

A

B

C

D

E

F

G

H

I

J

K

L





Hidden Picture Games



go to the zoo





Objectives

The students are able to

1. pronounce and explain the meanings of words and phrases related to activities on Children's Day.
2. complete dialogues about what to do on Children's Day
3. ask and answer questions about activities on Children's Day.



Let's Learn: New Phrases





Let's Learn: New Phrases



- 1 visit a water park
- 2 watch a magic show
- 3 play treasure hunt
- 4 watch a puppet show
- 5 join a drawing competition



Let's Learn: New Phrases



- 1 visit a water park
- 2 watch a magic show
- 3 play treasure hunt
- 4 watch a puppet show
- 5 join a drawing competition



Let's Learn: New Phrases



- 1 visit a water park
- 2 watch a magic show
- 3 play treasure hunt
- 4 watch a puppet show
- 5 join a drawing competition



Let's Learn: New Phrases



- 1 visit a water park
- 2 watch a magic show
- 3 play treasure hunt
- 4 watch a puppet show
- 5 join a drawing competition



Let's Learn: New Phrases



- 1 visit a water park
- 2 watch a magic show
- 3 play treasure hunt
- 4 watch a puppet show
- 5 join a drawing competition

ใบงานที่ 6 เรื่อง Children's Day (1)
หน่วยการเรียนรู้ที่ 6 เรื่อง Festivals & Celebrations
แผนการจัดการเรียนรู้ที่ 5 เรื่อง Children's Day in Thailand
รายวิชา ภาษาอังกฤษ รหัสวิชา อ15101 ภาคเรียนที่ 2 ชั้นประถมศึกษาปีที่ 5

Situation: Mali and Keng are talking about the plan for Children's Day.

ตอน A คำสั่ง: เติมบทสนทนาให้สมบูรณ์ โดยใช้ประโยค a-e ด้านล่าง

Part A Instructions: Complete the dialogue by using the sentences a-e given below.

- | | |
|---------------------------|------------------------------|
| a) That sounds great! | b) Happy Children's Day too! |
| c) Thanks for inviting me | d) What are you going to do? |
| e) How about joining us? | |

Mali: Happy Children's Day! Do you have any plans for today?

Keng: (1) _____ I am going to go to the park and watch a puppet performance.
(2) _____

Mali: I am going to go to the amusement park and visit a water park.

Keng: (3) _____ What time are you going?

Mali: We're leaving at 11 AM. (4) _____

Keng: Sure, I'd love to! And after that?

Mali: Well, I am also going to go to the shopping mall and join a drawing competition in the afternoon. You're welcome to join for that too!

Keng: Awesome! (5) _____. Children's Day is going to be nice with you!

Mali: Sure! Can't wait to celebrate together!



Worksheet 6

Children's Day (Part A)

Situation: Mali and Keng are talking about the plan for Children's Day.

Instructions: Complete the dialogue by using the sentences a-e given below.

สามารถดาวน์โหลดได้ที่ www.dltv.ac.th





Worksheet 6: Children's Day (Part A)

- a) That sounds great!
- c) Thanks for inviting me
- e) How about joining us?

- ~~b) Happy Children's Day too!~~
- d) What are you going to do?

Mali: Happy Children's Day! Do you have any plans for today?

Keng: (1) b) Happy Children's Day too! I am going to go to the park and watch a puppet performance. (2) _____

Mali: I am going to go to the amusement park and visit a water park.

Keng: (3) _____ What time are you going?

Mali: We're leaving at 11 AM. (4) _____





Worksheet 6: Children's Day (Part A)

- a) That sounds great!
- c) Thanks for inviting me
- e) How about joining us?

- ~~b) Happy Children's Day too!~~
- d) What are you going to do?

Keng: Sure, I'd love to! And after that?

Mali: Well, I am also going to go to the shopping mall and join a drawing competition in the afternoon. You're welcome to join for that too!

Keng: Awesome! (5) _____. Children's Day is going to be nice with you!

Mali: Sure! Can't wait to celebrate together!



Let's Check
the Answers!



Key Worksheet 6: Children's Day (Part A)

~~a) That sounds great!~~

c) Thanks for inviting me

~~e) How about joining us?~~

~~b) Happy Children's Day too!~~

~~d) What are you going to do?~~

Mali: Happy Children's Day! Do you have any plans for today?

Keng: (1) b) Happy Children's Day too! I am going to go to the park and watch a puppet performance. (2) d) What are you going to do?

Mali: I am going to go to the amusement park and visit a water park.

Keng: (3) a) That sounds great! What time are you going?

Mali: We're leaving at 11 AM. (4) e) How about joining us?



Key Worksheet 6: Children's Day (Part A)

~~a) That sounds great!~~

~~c) Thanks for inviting me~~

~~e) How about joining us?~~

~~b) Happy Children's Day too!~~

~~d) What are you going to do?~~

Keng: Sure, I'd love to! And after that?

Mali: Well, I am also going to go to the shopping mall and join a drawing competition in the afternoon. You're welcome to join for that too!

Keng: Awesome! (5) c) Thanks for inviting me. Children's Day is going to be nice with you!

Mali: Sure! Can't wait to celebrate together!



ใบงานที่ 6 เรื่อง Children's Day (2)
หน่วยการเรียนรู้ที่ 6 เรื่อง Festivals & Celebrations
แผนการจัดการเรียนรู้ที่ 5 เรื่อง Children's Day in Thailand
รายวิชา ภาษาอังกฤษ รหัสวิชา อ15101 ภาคเรียนที่ 2 ชั้นประถมศึกษาปีที่ 5

ตอน B คำสั่ง: เติมบทสนทนาให้สมบูรณ์ โดยใช้ข้อมูลของตนเอง จากนั้นฝึกพูด
สนทนากับเพื่อน

Part B Instructions: Complete the dialogue by using your
information. Then practice speaking.

(1) _____: Happy Children's Day! Do you have any plans for
today?

(2) _____: Happy Children's Day too! I am going to _____

What are you going to do?

(1) _____: I am going to _____.

(2) _____: That sounds great! What time are you going?

(1) _____: We're leaving at _____. How about joining us?

(2) _____: Sure, I'd love to! And after that?

(1) _____: Well, I am also going to _____
_____ in the afternoon.

You're _____ welcome to join for that too!

(2) _____: Awesome! Thanks for inviting me. Children's Day is
going to be nice with you!

(1) _____: Sure! Can't wait to celebrate together!



Worksheet 6

Children's Day (Part B)

Instructions: Complete the dialogue by
using your information.

สามารถดาวน์โหลดได้ที่ www.dltv.ac.th





Worksheet 6: Children's Day (Part B)

(1)_____: Happy Children's Day! Do you have any plans for today?

(2)_____: Happy Children's Day too! I am going to (Activity)

What are you going to do?

(1)_____: I am going to (Activity).

(2)_____: That sounds great! What time are you going?

(1)_____: We're leaving at (Time). How about joining us?

(2)_____: Sure, I'd love to! And after that?

(1)_____: Well, I am also going to (Activity) in the afternoon.

You're welcome to join for that too!





Worksheet 6: Children's Day (Part B)

(2) _____: Awesome! Thanks for inviting me. Children's Day is going to be nice with you!

(1) _____: Sure! Can't wait to celebrate together!




กิจกรรมนักเรียนปลายทาง

1. นักเรียนทำใบงานที่ 6 เรื่อง
Children's Day (Part B)
2. นักเรียนจับคู่กับเพื่อนเติมบทสนทนา
ให้สมบูรณ์


กิจกรรมครูปลายทาง

1. ครูคอยให้ความช่วยเหลือนักเรียน
ในขณะที่นักเรียนทำกิจกรรม
2. ครูตรวจสอบความถูกต้องในการทำ
ใบงานของนักเรียน



Let's Check
the Answers!





Let's Practice
Speaking!





Worksheet 6: Children's Day (Part B)

- (1) _____ : Happy Children's Day! Do you have any plans for today?
- (2) _____ : Happy Children's Day too! I am going to _____ **(Activity)** _____
What are you going to do?
- (1) _____ : I am going to _____ **(Activity)** _____.
- (2) _____ : That sounds great! What time are you going?
- (1) _____ : We're leaving at _____ **(Time)** _____. How about joining us?
- (2) _____ : Sure, I'd love to! And after that?
- (1) _____ : Well, I am also going to _____ **(Activity)** _____ in the afternoon.
You're welcome to join for that too!
- (2) _____ : Awesome! Thanks for inviting me. Children's Day is going to be nice with you!
- (1) _____ : Sure! Can't wait to celebrate together!





บทเรียนครั้งต่อไป

เรื่อง

Easter Day





สิ่งที่ต้องเตรียม

ใบงานที่ 7

เรื่อง Easter Day

สามารถดาวน์โหลดได้ที่ www.dltv.ac.th





ฝึกไว้ให้คิด

Let's Think and Talk

Never stop learning
and growing!

