

รายวิชา ภาษาอังกฤษ

รหัสวิชา อ15101 ชั้นประถมศึกษาปีที่ 5

เรื่อง Energy & Environment

ครูผู้สอน ครูนกวรรณ มีศรีผ่อง




The background is a dark blue night sky with a large, rounded, dark blue banner in the center containing the text 'Energy & Environment'. The banner has a white outline and two small white stars. The background features stylized green hills at the bottom, a wind turbine on the left, and several solar panels on the right. There are also green bushes and small white flowers with yellow centers in the top corners.

Energy & Environment



Let's Play: ✨ Hidden Picture Games





Hidden Picture Games

A

B

C

D

E

F

G

H

I

J


K

L





Hidden Picture Games



unplug the computer





Hidden Picture Games

A

B

C

D

E

F

G

H

I

J

K

L





Hidden Picture Games



turn off the tap





Hidden Picture Games

A

B

C

D

E

F

G

H

I

J


K

L





Hidden Picture Games



write on both sides of paper





Objectives

The students are able to

1. write a complex sentence using "when".
2. answer questions based on the story.



Let's Learn: New Phrases





Let's Learn: New Phrases




leave a room



leave the fridge open



Let's Learn: New Phrases



switch off the lights



Let's Learn: New Structure





Let's Learn: New Structure



He turns off the tap when he is cleaning his teeth.



He turns off
the tap

when

he is cleaning
his teeth

Present Simple
Tense

Conjunction
(คำเชื่อม)

Present
Continuous Tense

ใบงานที่ 19 เรื่อง How to Save Energy & Environment
หน่วยการเรียนรู้ที่ 5 เรื่อง Around Me
แผนการจัดการเรียนรู้ที่ 14 เรื่อง Energy & Environment
รายวิชา ภาษาอังกฤษ รหัสวิชา อ15101 ภาคเรียนที่ 2 ชั้นประถมศึกษาปีที่ 5

คำสั่ง: ทำประโยคข้อ 1 – 5 ให้สมบูรณ์ด้วยประโยคย่อย a - e

Instructions: Complete the sentences 1 -5 with the clauses a - e.



a) ...when you are leaving the room

b) ...when you are not using it

c) ...when you are cleaning your teeth

d) ...when you are reusing it

e) ... when you are not watching it

1. Close the fridge _____.

2. Write on both sides of the paper _____.

3. Switch off the lights _____.

4. Unplug the television _____.

5. Turn off the tap _____.



Worksheet 19

How to Save Energy & Environment

Instructions: Complete the sentences 1 -5 with the clauses a - e.

(ทำประโยคข้อ 1 – 5 ให้สมบูรณ์ด้วยประโยคย่อย a - e)

สามารถดาวน์โหลดได้ที่ www.dltv.ac.th



Worksheet 19: How to Save Energy & Environment



a) ...when you are leaving the room

b) ...when you are not using it

c) ...when you are cleaning your teeth

d) ...when you are reusing it

e) ... when you are not watching it

1. Close the fridge when you are not using it.

2. Write on both sides of the paper _____.



Worksheet 19: How to Save Energy & Environment



a) ...when you are leaving the room

b) ...when you are not using it

c) ...when you are cleaning your teeth

d) ...when you are reusing it

e) ... when you are not watching it

3. Switch off the lights _____.

4. Unplug the television _____.



Worksheet 19: How to Save Energy & Environment



a) ...when you are leaving the room

b) ...when you are not using it

c) ...when you are cleaning your teeth

d) ...when you are reusing it

e) ... when you are not watching it

5. Turn off the tap _____.

กิจกรรมนักเรียนปลายทาง

1. นักเรียนทำใบงานที่ 19 เรื่อง How to Save Energy & Environment
2. นักเรียนทำประโยคข้อ 1 – 5 ให้สมบูรณ์ ด้วยประโยคย่อย a - e

กิจกรรมครูปลายทาง

1. ครูคอยให้ความช่วยเหลือนักเรียน ในขณะที่นักเรียนทำกิจกรรม
2. ครูตรวจสอบความถูกต้องในการทำ ใบงานของนักเรียน



Let's Check
the Answers!



Key Worksheet 19: How to Save Energy & Environment



a) ...when you are leaving the room

b) ...when you are not using it

c) ...when you are cleaning your teeth

d) ...when you are reusing it

e) ... when you are not watching it

1. Close the fridge when you are not using it.

2. Write on both sides of the paper when you are reusing it.

Key Worksheet 19: How to Save Energy & Environment



a) ...when you are leaving the room

b) ...when you are not using it

c) ...when you are cleaning your teeth

d) ...when you are reusing it

e) ... when you are not watching it

3. Switch off the lights when you are leaving the room.

4. Unplug the television when you are not watching it.

Key Worksheet 19: How to Save Energy & Environment



a) ...when you are leaving the room

b) ...when you are not using it

c) ...when you are cleaning your teeth

d) ...when you are reusing it

e) ... when you are not watching it

5. Turn off the tap when you are cleaning your teeth.

ใบงานที่ 20 เรื่อง What does Jack do?

หน่วยการเรียนรู้ที่ 5 เรื่อง Around Me

แผนการจัดการเรียนรู้ที่ 14 เรื่อง Energy & Environment

รายวิชา ภาษาอังกฤษ รหัสวิชา อ15101 ภาคเรียนที่ 2 ชั้นประถมศึกษาปีที่ 5

คำสั่ง: อ่านย่อหน้าต่อไปนี้ แล้วเขียนสิ่งที่แจ็คทำเพื่อประหยัดพลังงานและสิ่งแวดล้อม

Instructions: Read the paragraph and write what Jack does to save energy and the environment.

Jack does some small things at home to save energy. He switches off the lights when he is leaving the room. He does not leave the fridge open and he always unplugs the computer when he is not using it. He also turns off the tap when he is cleaning his teeth. He has a shower, not a bath. He remembers to reuse things to save the environment too. He reuses glass bottles and plastic bags. He also writes on both sides of the paper.



1. Things Jack does to **save**

1. _____
2. _____
3. _____

2. Things Jack does to **save water**

1. _____
2. _____

3. Things Jack does to **save the environment**

1. _____
2. _____
3. _____

Worksheet 20

What does Jack do?

Instructions: Read the paragraph and write what Jack does to save energy and the environment.

(อ่านย่อหน้าต่อไปนี้ แล้วเขียนสิ่งที่แจ็คทำเพื่อประหยัดพลังงานและสิ่งแวดล้อม)

สามารถดาวน์โหลดได้ที่ www.dltv.ac.th





Worksheet 20: What does Jack do?



Jack does some small things at home to save energy. He switches off the lights when he is leaving the room. He does not leave the fridge open and he always unplugs the computer when he is not using it. He also turns off the tap when he is cleaning his teeth. He has a shower, not a bath. He remembers to reuse things to save the environment too. He reuses glass bottles and plastic bags. He also writes on both sides of the paper.



Worksheet 20: What does Jack do?



Jack does some small things at home to save energy. He switches off the lights when he is leaving the room. He does not leave the fridge open and he always unplugs the computer when he is not using it. He also turns off the tap when he is cleaning his teeth. He has a shower, not a bath. He remembers to reuse things to save the environment too. He reuses glass bottles and plastic bags. He also writes on both sides of the paper.

1. Things Jack does to **save electricity**

1. He switches off the lights when he is leaving the room.
2. _____
3. _____



Worksheet 20: What does Jack do?



Jack does some small things at home to save energy. He switches off the lights when he is leaving the room. He does not leave the fridge open and he always unplugs the computer when he is not using it. He also turns off the tap when he is cleaning his teeth. He has a shower, not a bath. He remembers to reuse things to save the environment too. He reuses glass bottles and plastic bags. He also writes on both sides of the paper.

2. Things Jack does to **save water**

1. He turns off the tap when he is cleaning his teeth.
2. _____



Worksheet 20: What does Jack do?



Jack does some small things at home to save energy. He switches off the lights when he is leaving the room. He does not leave the fridge open and he always unplugs the computer when he is not using it. He also turns off the tap when he is cleaning his teeth. He has a shower, not a bath. He remembers to reuse things to save the environment too. He reuses glass bottles and plastic bags. He also writes on both sides of the paper.

3. Things Jack does to **save the environment**

1. He reuses glass bottles.
2. _____
3. _____

กิจกรรมนักเรียนปลายทาง

1. นักเรียนทำใบงานที่ 20 เรื่อง
What does Jack do?
2. นักเรียนอ่านย่อหน้าต่อไปนี้
แล้วเขียนสิ่งที่เจ็คทำเพื่อประหยัด
พลังงานและสิ่งแวดล้อม

กิจกรรมครูปลายทาง

1. ครูคอยให้ความช่วยเหลือนักเรียน
ในขณะที่นักเรียนทำกิจกรรม
2. ครูตรวจสอบความถูกต้องในการทำ
ใบงานของนักเรียน



Let's Check
the Answers!



Key Worksheet 20: What does Jack do?



Jack does some small things at home to save energy. He switches off the lights when he is leaving the room. He does not leave the fridge open and he always unplugs the computer when he is not using it. He also turns off the tap when he is cleaning his teeth. He has a shower, not a bath. He remembers to reuse things to save the environment too. He reuses glass bottles and plastic bags. He also writes on both sides of the paper.

1. Things Jack does to **save electricity**

1. He switches off the lights when he is leaving the room.
2. He does not leave the fridge open.
3. He unplugs the computer when he is not using it.

Key Worksheet 20: What does Jack do?



Jack does some small things at home to save energy. He switches off the lights when he is leaving the room. He does not leave the fridge open and he always unplugs the computer when he is not using it. He also turns off the tap when he is cleaning his teeth. He has a shower, not a bath. He remembers to reuse things to save the environment too. He reuses glass bottles and plastic bags. He also writes on both sides of the paper.

2. Things Jack does to **save water**

1. He turns off the tap when he is cleaning his teeth.
2. He has a shower, not a bath.

Key Worksheet 20: What does Jack do?



Jack does some small things at home to save energy. He switches off the lights when he is leaving the room. He does not leave the fridge open and he always unplugs the computer when he is not using it. He also turns off the tap when he is cleaning his teeth. He has a shower, not a bath. He remembers to reuse things to save the environment too. He reuses glass bottles and plastic bags. He also writes on both sides of the paper.

3. Things Jack does to **save the environment**

1. He reuses glass bottles.
2. He reuses plastic bags.
3. He writes on both sides of the paper.

Let's Wrap Up!





Wrap Up



Share your ideas
for saving energy!



บทเรียนครั้งต่อไป

เรื่อง

Let's Stop Pollution!





สิ่งที่ต้องเตรียม

ใบงานที่ 21 เรื่อง Pollution

ใบงานที่ 22 เรื่อง Let's Stop Pollution!

สามารถดาวน์โหลดได้ที่ www.dltv.ac.th





ฝึกไว้ให้คิด

Let's Think and Talk

Energy saved today is a gift
to the future.

