

รายวิชา ภาษาอังกฤษ

รหัสวิชา อ22101 ชั้นมัธยมศึกษาปีที่ 2


หน่วยการเรียนรู้ที่ 2 Food

เรื่อง Kitchen Utensils

ครูผู้สอน ครูวัลลภ ใจหมั่น



Kitchen Utensils





Learning Objectives

- 1. Students will be able to pronounce and identify kitchen utensil vocabulary.**
- 2. Students will be able to give information about how to use kitchen utensils.**



A vibrant collage of various kitchen items serves as the background. It includes a red cooking pot, a red oven mitt, a blue teapot, a yellow immersion blender, a white plate, a black frying pan, a black spatula, a black fork, a red whisk, a blue stand mixer, a blue kettle, a red and white striped heart-shaped object, a blue cup, and a blue bowl. The items are scattered around the central text.

Kitchen Utensil



Vocabulary



cutting board



It is a flat surface
used for **cutting** and
preparing food.



knife



It is a sharp object
used for **cutting** or
slicing.



pan



It is a metal
container used for
cooking food,
like **frying** eggs.



blender



It is an electric machine used for **mixing** or **crushing** food and liquids.



spatula



It is a cooking
utensil used for
spreading or **lifting**
food.



bowl



It is a round
container used for
holding liquids or
food, like soup.



peeler



It is a kitchen tool
used for **taking**
the peel off fruits
or vegetables.



ladle



It is a large, deep
spoon used for
serving soup.



rolling pin



It is a tube-shaped
object used for
flattening dough.



pestle



It is a heavy tool
used for **crushing**
or **grinding** things
like spices inside
a mortar.



mortar



It is a hard, strong bowl used with a pestle for **crushing** or **grinding** things like spices.



What's missing?



1

What's missing?



2

What's missing?



3

What's missing?



4

What's missing?



5

What's missing?



6

What's missing?





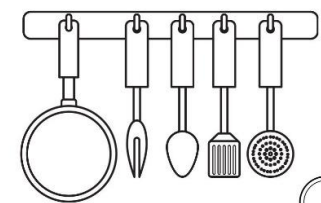
ใบงานที่ 4

Kitchen Utensils

 (สามารถดาวน์โหลดได้ที่ www.dltv.ac.th)

Directions:

Write the words
under the pictures.



1

2

cutting board
knife
pan
blender
spatula
bowl
peeler
ladle
rolling pin
mortar
pestle



3

4



5

6



7



8

9

10

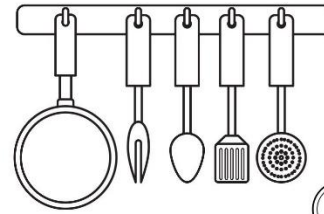
11

Let's check!

Worksheet 4 Kitchen Utensils

Directions:

Write the words
under the pictures.



1

peeler



2

ladle

cutting board

knife

pan

blender

spatula

bowl

peeler

ladle

rolling pin

mortar

pestle



3

bowl



4

cutting board



5

spatula



6

knife



7

blender



8

pan



9

rolling pin



10

mortar

pestle



Talking about how to use kitchen utensils





This is a [kitchen utensil].....




I use it for [a cooking verb with “-ing”].....



This is a




I use it for **frying** eggs





This is a



I use it for
cutting meat





This is a



I use it for **peeling** potatoes






This is a



I use it for

serving soup





This is a

I use it for

grinding spices






**Can you tell me what it
is and how to use it?**





blender





rolling pin





cutting board





spatula





Talking about how to use kitchen utensils





This is a [kitchen utensil].....



I use it for [a cooking verb with “-ing”].....



This is a

I use it for **mixing** ingredients





บทเรียนครั้งต่อไป

How to Cook Food





สิ่งที่ต้องเตรียม

ใบงานที่ 5 เรื่อง Cooking Verbs



(สามารถดาวน์โหลดได้ที่
www.dltv.ac.th)

