

รายวิชา ภาษาอังกฤษ

รหัสวิชา อ23101 ชั้นมัธยมศึกษาปีที่ 3

หน่วยที่ 1 Leisure Time

เรื่อง World Tour 2

ครูผู้สอน ครูศุภณัฐ รักพงษ์

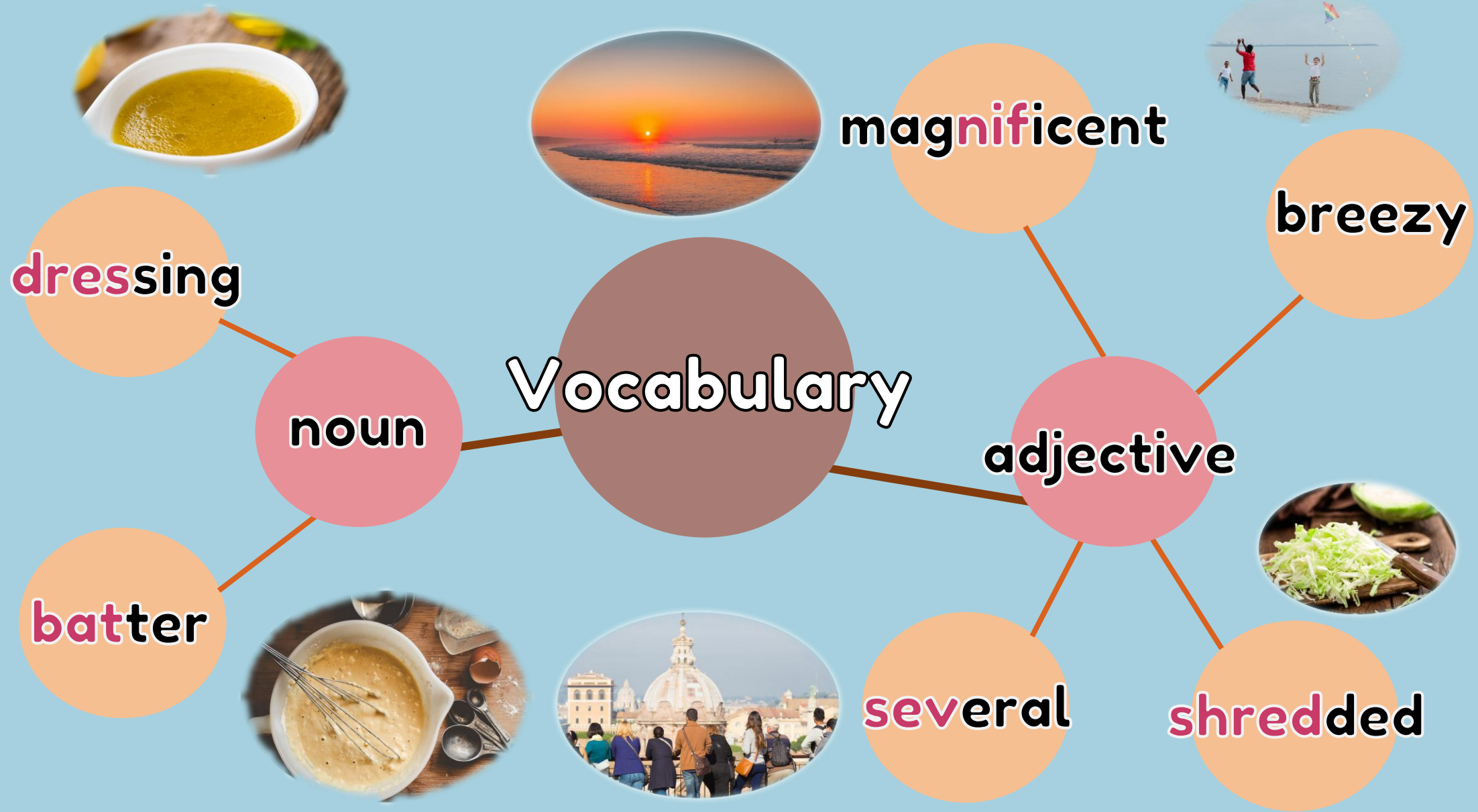
World Tour 2






Objectives

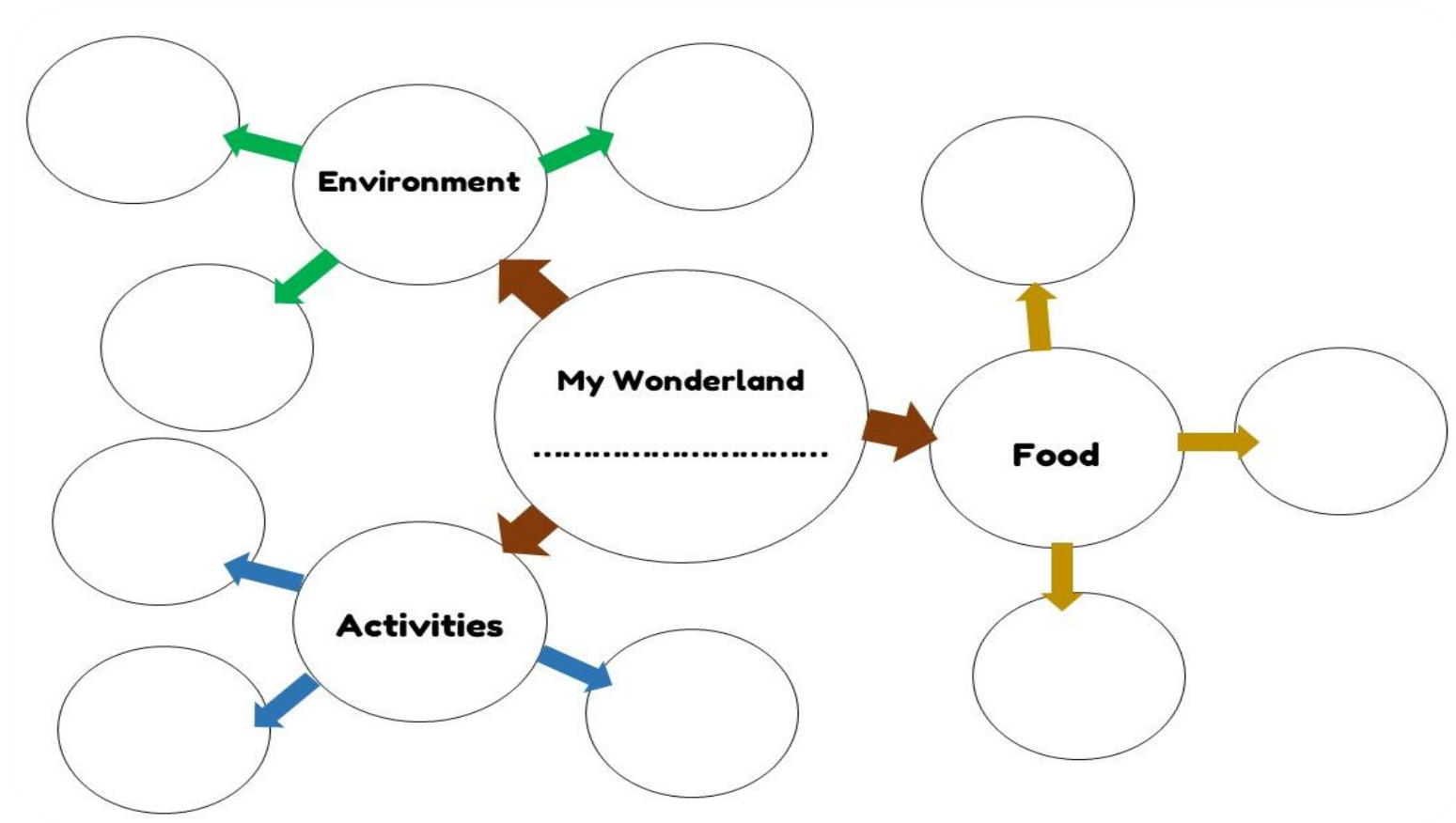
- 1. Write a story to describe an imaginary land.**
- 2. Present the imaginary land to the class.**






Worksheet 13 Concept Map

Directions: Create your Wonderland by using a concept map to guide your ideas.



[illegible]



Wonderland



Wonderland is one of the largest cities in Thailand. I have grown up in this town. Many people love to visit here. There are several activities for you to enjoy.

- This city is a bicycle-friendly city.
- It's breezy, so children normally fly kites in the late afternoon.
- Skydiving is also famous here.
- The nature is magnificent! You can go swimming or kayaking in the river.
- During summer, camping is the students' favorite activity.

Fun things to do

Yummy dishes

Have you ever tried these yummy dishes?

- Papaya salad: spicy salad made from shredded papaya and seasoned with sour, salty and spicy dressings.
- Pad Thai: stir-fried rice noodle dish commonly served as a street food.
- Wonderland Fried Chicken: chicken coated with seasoned batter and deep fried.

EXPLORE AND ENJOY YOUR WONDERLAND





THE DO'S OF PRESENTING

PRACTICE MAKES PERFECT



Practice, practice, practice! Whether it is on your own or in front of family or friends, run through your presentation a good few times.

INTRODUCE YOURSELF

At the very start of your presentation, make sure you introduce yourself confidently to your audience.



EYE CONTACT

Maintain eye contact with the audience to keep their interest. Keep your posture open and spread out.



USE PROPS



Use props, handouts and videos to make your presentation more exciting.


ASK QUESTIONS

Always ask if the audience has any questions at the end, as this will help to get them involved.




Handout 10

The Do's of Presenting




The Do's of Presenting



1

**PRACTICE
MAKES
PERFECT**





Practice, practice, practice!
Whether it is on your own
or in front of family
or friends, run through
your presentation
a good few times.

1

**PRACTICE
MAKES
PERFECT**

2

INTRODUCE YOURSELF





**At the very start
of your presentation,
make sure you introduce
yourself confidently
to your audience.**

2

**INTRODUCE
YOURSELF**

3

EYE CONTACT





**Maintain eye contact
with the audience
to keep their interest.
Keep your posture open
and spread out.**

3

**EYE
CONTACT**

4

**USE
PROPS**





**Use props, handouts
and videos to make
your presentation
more exciting.**

4

**USE
PROPS**

5

**ASK
QUESTIONS**





Always ask if the audience has any questions at the end, as this will help to get them involved.

5

**ASK
QUESTIONS**

My Wonderland





**Let's
Review!**

The Do's of Presenting

- 1 Practice**
- 2 Introduction**
- 3 Eye contact**
- 4 Props**
- 5 Questioning**

Irregular Verb List



Base Form	Past Simple	Past Participle
say	said	said
pay	paid	paid
lay	laid	laid

Regular Verb Pronunciation

Base Form	Past Simple & Past Participle	Base Form	Past Simple & Past Participle
save	sav ed	brief	brief ed
live	liv ed	puff	puff ed
improve	improv ed	sniff	sniff ed

บทเรียนครั้งต่อไป

เรื่อง How to Take Care of Yourself 1

ดาวน์โหลดเอกสารได้ที่ www.dltv.ac.th
รายวิชาภาษาอังกฤษ ชั้นมัธยมศึกษาปีที่ 3



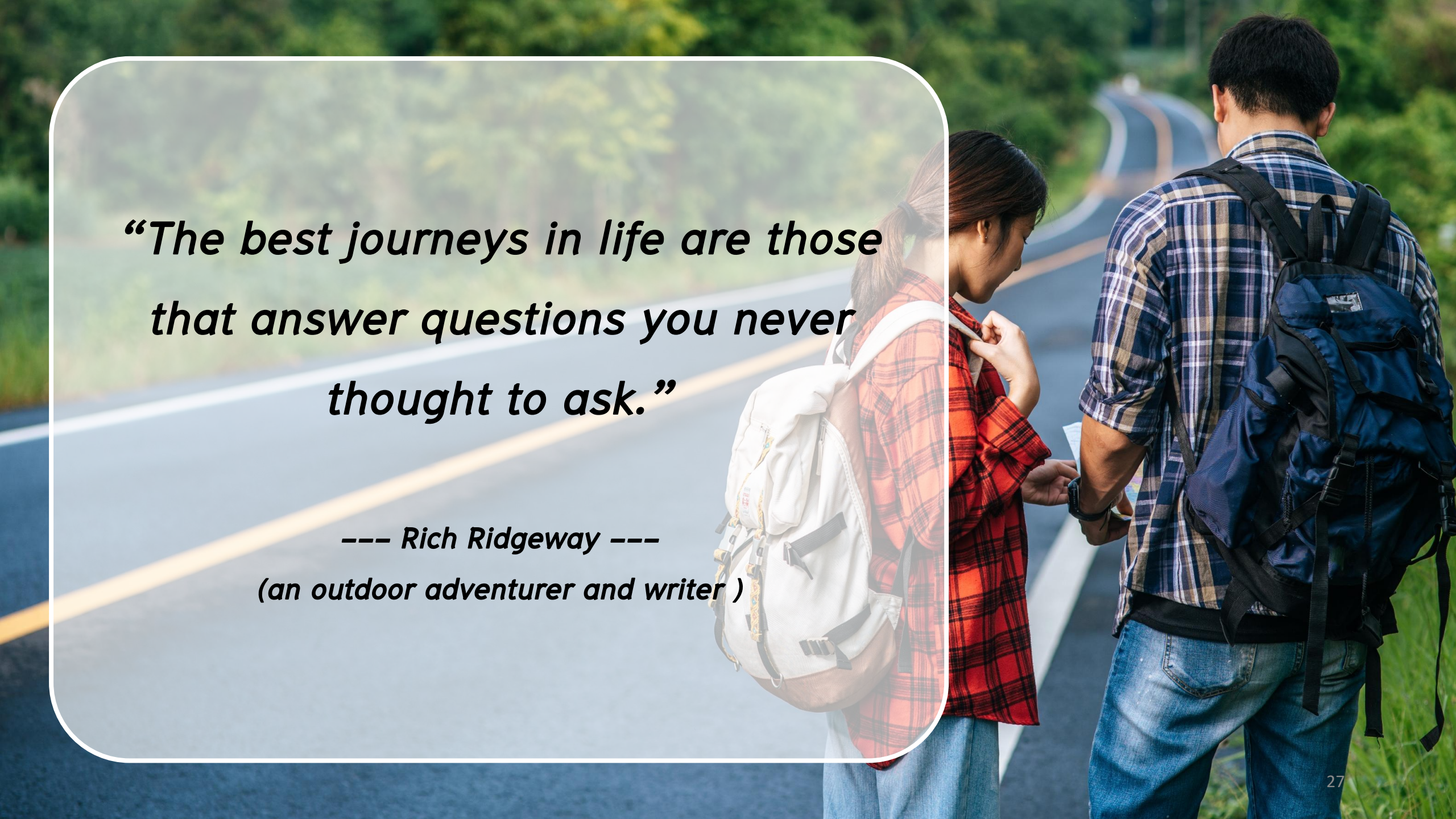
สิ่งที่ต้องเตรียม

สื่อสำหรับครูที่ 3

เรื่อง กิจกรรม Error Detective

ดาวน์โหลดเอกสารได้ที่ www.dltv.ac.th
รายวิชาภาษาอังกฤษ ชั้นมัธยมศึกษาปีที่ 3



A man and a woman are hiking on a paved road that curves through a lush green landscape. The woman, on the left, is wearing a red and black plaid shirt and a white backpack. The man, on the right, is wearing a blue and white plaid shirt, blue jeans, and a large blue backpack. They are both looking down at a map or a piece of paper the man is holding. The background shows a dense forest and a clear sky.

***“The best journeys in life are those
that answer questions you never
thought to ask.”***

***--- Rich Ridgeway ---
(an outdoor adventurer and writer)***