

# รายวิชา ภาษาอังกฤษ



รหัสวิชา อ23101 ชั้นมัธยมศึกษาปีที่ 3







หน่วยที่ 1 Leisure Time

## เรื่อง Travel Preparation 2

ครูผู้สอน ครูศุภณัฐ รักพงษ์






# Travel Preparation 2





# Objectives

- 1. Identify the main idea from a reading passage.**
- 2. Write and present the steps for preparing your domestic travel.**



# Imperative Sentence



**An imperative sentence is used for\_\_\_\_\_.**

- giving a command**
- making a request**
- offering instructions**

**~~Subject + verb.~~**

# Imperative Sentence



~~Subject + verb.~~

**You pack your belongings before traveling. ✓**


**You should pack your belongings before traveling. ✓**

**Pack your belongings before traveling. ✓**





**Tony got lost in the city.  
What should he do?**



**Robert came to Bangkok  
for the first time.  
He didn't know what's  
the best place to visit.  
What should he do?**



ใบความรู้ที่ 9 เรื่อง Preparation for Domestic Travel  
หน่วยการเรียนรู้ที่ 1 เรื่อง Leisure Time  
แผนการจัดการเรียนรู้ที่ 13 เรื่อง Travel Preparation 2  
รายวิชา ภาษาอังกฤษ รหัสวิชา อ23101 ภาคเรียนที่ 1 ชั้นมัธยมศึกษาปีที่ 3

### Preparation for a Domestic Travel

#### 1. Plan Your Trip:

- Decide where you want to go.
- Choose the dates for your trip.
- Make a list of places you want to visit or things you want to do.

#### 2. Book Your Travel and Accommodation:

- Book your transportation, like a bus, train, or plane ticket.
- Reserve a hotel room or find somewhere to stay.

#### 3. Prepare Your Documents:

- Pack your ID, like a driver's license or ID card.
- Take your booking confirmations for travel and accommodation.

#### 4. Pack Your Bags:

- Make a list of what you need to bring, like clothes, toiletries, and any special items.
- Pack your bags with everything you need for your trip.

#### 5. Stay Safe:

- Let someone know where you're going and when you'll be back.
- Keep your belongings safe while traveling.

#### 6. Enjoy Your Trip:

- Have fun exploring new places and trying new things!
- Take lots of pictures to remember your trip.



By following these simple steps, you'll be all set for your domestic adventure!

# Handout 9

## Preparation for Domestic Travel



# preparation for Domestic Travel





1

# Plan Your Trip

**Decide where you want to go.**

**Choose the dates for your trip.**

**Make a list of places you want to visit or things you want to do.**



2

## Book Your Travel & Accommodation

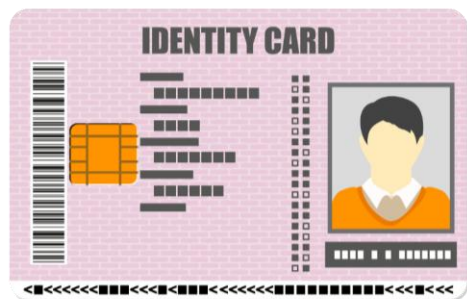


**Book your transportation,  
like a bus, train, or plane  
ticket**

**Reserve a hotel room or  
find somewhere to stay.**

3

# Prepare Your Documents



**Pack your ID, like a driver's license or ID card.**

**Take your booking confirmations for travel and accommodation.**



# 4

## Pack Your Bags

**Make a list of what you need to bring, like clothes, toiletries, and any special items.**

**Pack your bags with everything you need for your trip.**



5

# Stay Safe



**Let someone know where you're going and when you'll be back.**


**Keep your belongings safe while traveling.**

6

# Enjoy Your Trip

**Have fun exploring new places and trying new things!**


**Take lots of pictures to remember your trip.**



# Fishing Quiz







14

00

8

1

3

9

2

7

12

13

4

6

11

10

5

1

2

3

4

5

**1. What are 3 things you should start when preparing for a domestic travel?**

**1. Decide where you want to go.**

**2. Choose your travel date.**

**3. Make a list of activities.**



## 2. What are **2 documents** you should bring for your domestic trip?

**1. Your ID.**

**2. Booking confirmations.**



**3. What are 3 things you should include in your packing list for a domestic trip?**



**1. Clothes.**

**2. Toiletries.**

**3. Special items.**





## 4. How can you make sure you are **safe** while having a domestic travel?

1. Let someone know when and where you are travelling to.
2. Keep your belongings safe.



# 5. How can you enjoy a trip?

**1. Explore new things.**

**2. Take photos.**



ใบงาน ที่ 11 เรื่อง Plan It!  
หน่วยการเรียนรู้ที่ 1 เรื่อง Leisure Time  
แผนการจัดการเรียนรู้ที่ 13 เรื่อง Travel Preparation 2  
รายวิชา ภาษาอังกฤษ รหัสวิชา อ23101 ภาคเรียนที่ 1 ชั้นมัธยมศึกษาปีที่ 3

Directions: Think about a place you want to visit. Write a preparation for your domestic travel.

My Preparation for a Domestic Travel to .....

1. Plan a Trip:

.....  
.....

2. Book a Travel and Accommodation:

.....  
.....

3. Prepare Documents:

.....  
.....

4. Pack Bags:

.....  
.....

5. Stay Safe:

.....  
.....

6. Enjoy a Trip:

.....  
.....

# Worksheet 11

## Plan It!

**Directions:**

**Think about a place  
you want to visit and  
write a preparation for  
your domestic travel.**



**Let's  
Review!**

# Imperative Sentence




**An imperative sentence is used for\_\_\_\_\_.**

- giving a command**
- making a request**
- offering instructions**

**~~Subject + verb.~~**



# Irregular Verb List



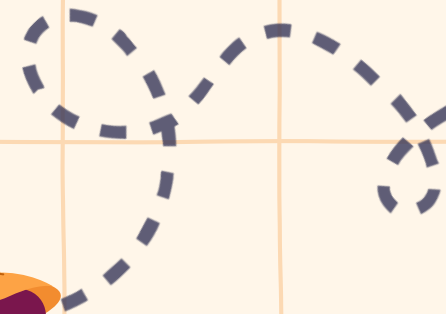

Base Form	Past Simple	Past Participle
<b>seek</b>	<b><u>s</u>ought</b>	<b><u>s</u>ought</b>
<b>teach</b>	<b>taught</b>	<b>taught</b>
<b>catch</b>	<b>caught</b>	<b>caught</b>

# Regular Verb Pronunciation

Base Form	Past Simple & Past Participle	Base Form	Past Simple & Past Participle
<b>hug</b>	<b>hugged</b>	<b>book</b>	<b>booked</b>
<b>bag</b>	<b>bagged</b>	<b>pack</b>	<b>packed</b>
<b>jog</b>	<b>jogged</b>	<b>hike</b>	<b>hiked</b>



# บทเรียนครั้งต่อไป



## เรื่อง World Tour 1

ดาวน์โหลดเอกสารได้ที่ [www.dltv.ac.th](http://www.dltv.ac.th)

รายวิชาภาษาอังกฤษ ชั้นมัธยมศึกษาปีที่ 3




# สิ่งที่ต้องเตรียม

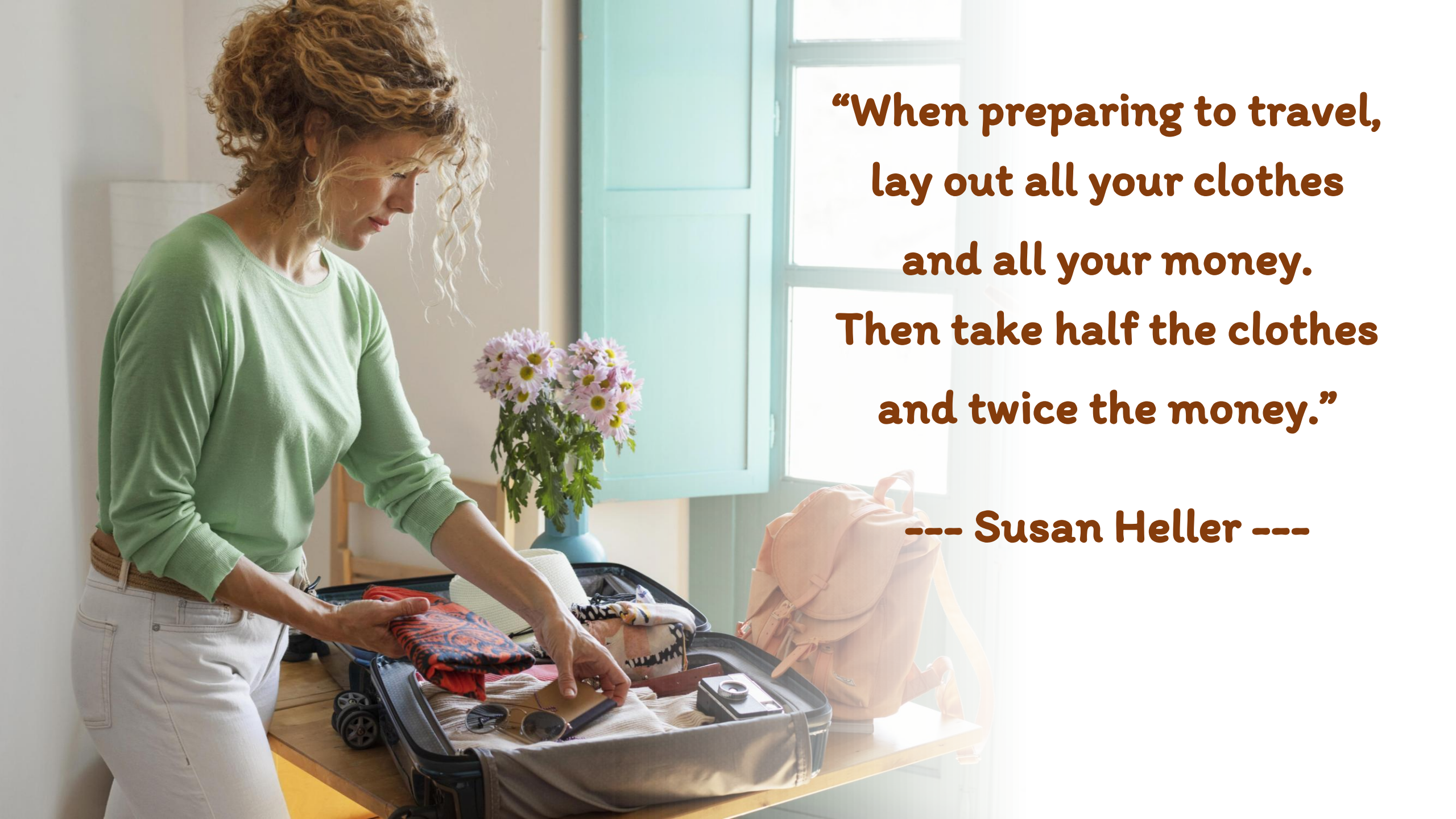
1. ใบงานที่ 12 เรื่อง Gap Fill
2. ใบงานที่ 13 เรื่อง Concept Map



ดาวน์โหลดเอกสารได้ที่ [www.dltv.ac.th](http://www.dltv.ac.th)

รายวิชาภาษาอังกฤษ ชั้นมัธยมศึกษาปีที่ 3



A woman with curly blonde hair, wearing a light green long-sleeved shirt and white jeans, is standing at a wooden table. She is packing a black rolling suitcase. On the table, there is a blue vase with pink and white daisies, a pink backpack, and various items like a camera, sunglasses, and folded clothes. The background shows a window with light blue shutters.

**“When preparing to travel,  
lay out all your clothes  
and all your money.  
Then take half the clothes  
and twice the money.”**

**--- Susan Heller ---**