

รายวิชา ภาษาอังกฤษ

รหัสวิชา อ15101 ชั้นประถมศึกษาปีที่ 5

เรื่อง Giving Advice

ครูผู้สอน ครูนกวรรณ มีศรีผ่อง





Giving Advice





Let's Review: Giving Advice





Let's Review: Giving Advice



What's the matter with you?

I have got a headache.

You should go to see a doctor.

You shouldn't go to bed late.





Let's Review: Giving Advice





What's the matter with you?

I have got a toothache.

You should go to see a dentist.


You shouldn't eat sweets.





Objectives

The students are able to




1. pronounce and explain the meanings of phrases and sentences related to illnesses and giving advice.
2. create conversations about illnesses and give advice.





Let's Learn:
New Phrases





Let's Learn: New Phrases



take a rest


go to see a doctor

go to see a dentist


take some medicine

drink a lot of water

go to see an optician



Let's Learn: New Phrases



take a rest

go to see a doctor

go to see a dentist

take some medicine

drink a lot of water

go to see an optician



Let's Learn: New Phrases



take a rest

go to see a doctor

go to see a dentist

take some medicine

drink a lot of water

go to see an optician



Let's Learn: New Phrases



take a rest


go to see a doctor

go to see a dentist

take some medicine

drink a lot of water

go to see an optician



Let's Learn: New Phrases



go to see a dentist



go to see an optician



Let's Learn: New Structure





Let's Learn: New Structure



My eye is **sore**.

Why don't you **go to**
see an optician?

Thank you, I will.





Let's Learn: New Structure



I have got a backache.

Why don't you go to
see a doctor?

Thank you, I will.





Let's Learn: New Structure



I have got a toothache.

Why don't you
go to see a dentist?

Thank you, I will.



ใบงานที่ 4 เรื่อง Giving Advice
หน่วยเรียนรู้ที่ 3 เรื่อง Healthy Living
แผนการจัดการเรียนรู้ที่ 3 เรื่อง Giving Advice
รายวิชา อ15101 ภาษาอังกฤษ ภาคเรียนที่ 1 ชั้นประถมศึกษาปีที่ 5

Instructions: Fill in the blank with the correct advice given.

คำสั่ง: เติมคำแนะนำที่ถูกต้องลงในช่องว่าง

take a rest go to see a doctor go to see a dentist
take some medicine drink a lot of water



A: My leg hurts.
B: Why don't you?
A: Thank you, I will.



A: I've got a pain in my tooth.
B: Why don't you?
A: Thank you, I will.



A: My knee hurts.
B: Why don't you?
A: Thank you, I will.



A: My eye is sore.
B: Why don't you?
A: Thank you, I will.



A: I've got a pain in my back.
B: Why don't you?
A: Thank you, I will.

หมายเหตุ นักเรียนสามารถตอบใกล้เคียงกันได้ข้อ 1, 3 และ 5

Worksheet 4

Giving Advice

Instructions: Fill in the blank with the correct advice given.
(เติมคำแนะนำที่ถูกต้องลงในช่องว่าง)

สามารถดาวน์โหลดได้ที่ www.dltv.ac.th



Worksheet 4: Giving Advice

Instructions: Fill in the blank with the correct advice given.

take a rest


take some medicine

go to see a doctor

drink a lot of water

go to see a dentist

1




A: My leg hurts. go to see a doctor

B: Why don't you take a rest?

A: Thank you, I will.

2



A: I've got a pain at my tooth.

B: Why don't you go to see a dentist?

A: Thank you, I will.



Worksheet 4: Giving Advice

Instructions: Fill in the blank with the correct advice given.

take a rest

take some medicine

go to see a doctor

drink a lot of water

go to see a dentist

3



A: **My knee hurts.**

B: Why don't you _____?

A: Thank you, I will.

4



A: **My eye is sore.**

B: Why don't you _____?

A: Thank you, I will.



Worksheet 4: Giving Advice

Instructions: Fill in the blank with the correct advice given.

take a rest

go to see a doctor

go to see a dentist

take some medicine

drink a lot of water

5



A: I've got a pain in my back.

B: Why don't you _____?

A: Thank you, I will.

Let's Check
the Answers!



Key Worksheet 4: Giving Advice

Instructions: Fill in the blank with the correct advice given.

take a rest

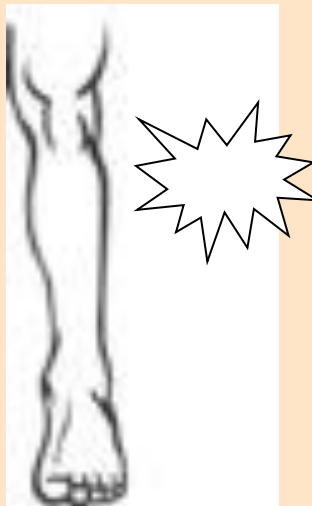
take some medicine

go to see a doctor

drink a lot of water

go to see a dentist

1




A: **My leg hurts.**

B: Why don't you **take a rest**?

A: Thank you, I will.

2



A: I've **got a pain at my tooth.**

B: Why don't you **go to see a dentist**?

A: Thank you, I will.

Key Worksheet 4: Giving Advice

Instructions: Fill in the blank with the correct advice given.

take a rest

take some medicine

go to see a doctor

drink a lot of water

go to see a dentist

3



A: **My knee hurts.**

B: Why don't you **go to see a doctor**?

A: Thank you, I will.

4



A: **My eye is sore.**

B: Why don't you **go to see a doctor**?

A: Thank you, I will.

Key Worksheet 4: Giving Advice

Instructions: Fill in the blank with the correct advice given.

take a rest

take some medicine

go to see a doctor

drink a lot of water

go to see a dentist

5



A: I've got a pain in my back.

B: Why don't you take a rest?

A: Thank you, I will.

ใบความรู้ที่ 4 เรื่อง Giving Advice
หน่วยเรียนรู้ที่ 3 เรื่อง Healthy Living
แผนการจัดการเรียนรู้ที่ 3 เรื่อง Giving Advice
รายวิชา อ15101 ภาษาอังกฤษ ภาคเรียนที่ 1 ชั้นประถมศึกษาปีที่ 5

Situation: Daniel senses that his dad is not well, so he asks what's the matter.



ใบความรู้ที่ 4

Giving Advice

Situation: Daniel senses that his dad is not well and he asks what the matter is.

สามารถดาวน์โหลดได้ที่ www.dltv.ac.th



ใบความรู้ที่ 4: Giving Advice


You don't look so well.
What's the matter with you,
dad?

I've got a pain in
my back.





ใบความรู้ที่ 4: Giving Advice





Activity

Why don't you...?

Instructions:

1. Work in pairs.
2. Create conversations by switching roles between acting as someone with a health complaint and someone giving advice.

(นักเรียนจับคู่ฝึกสร้างบทสนทนาด้วยตนเอง โดยเปลี่ยนบทบาทเป็นผู้แสดงอาการเจ็บป่วยและผู้ให้คำแนะนำ)



Activity: Why don't you...?

Instructions: Work in pairs and create conversations by switching roles between acting as someone with a health complaint and someone giving advice.

Student 1:

You don't look so well.
What's the matter with you?

Student 2:

I have got ____ (อาการเจ็บป่วย) ____.

Student 1:

Why don't you ____ (คำแนะนำ) ____?

Student 2:

Thank you, I will.





Activity: Why don't you...?

Instructions: Work in pairs and create conversations by switching roles between acting as someone with a health complaint and someone giving advice.

Student 2:

You don't look so well.
What's the matter with you?

Student 1:

I have got ____ (อาการเจ็บป่วย) ____.

Student 2:

Why don't you ____ (คำแนะนำ) ____?

Student 1:

Thank you, I will.



Let's Wrap Up!





Let's Wrap Up

Instructions: Work in pairs and create conversations by switching roles between acting as someone with a health complaint and someone giving advice.

Student 1:

You don't look so well.
What's the matter with you?

Student 2:

I have got ____ (อาการเจ็บป่วย) ____.

Student 1:

Why don't you ____ (คำแนะนำ) ____?

Student 2:

Thank you, I will.



บทเรียนครั้งต่อไป

เรื่อง

Going to the Hospital





สิ่งที่ต้องเตรียม

- ใบงานที่ 5 เรื่อง Going to the Hospital
- ใบงานที่ 6 เรื่อง Patient Record
- สื่อสำหรับเกม Health Problems Survey

สามารถดาวน์โหลดได้ที่ www.dltv.ac.th





ฝึกไว้ให้คิด

Let's Think and Talk

Good health starts with
good habits.

