

# รายวิชาภาษาอังกฤษ

รหัสวิชา อ16101

ชั้นประถมศึกษาปีที่ 6

## เรื่อง **Going Shopping**

ครูผู้สอน อัญชลี สุวรรณบุตร



# Going Shopping



# Objectives




The students can be able to

- pronounce and explain the meanings of words related to food and beverages.
- list the menu items you want to buy.
- ask for the prices of food and beverages.





grapes



cheese



sugar




oranges



an egg



candies



sandwiches



water



rice



coffee



milk



cookies






คำนามที่นับได้


Time to learn!

คำนามที่นับไม่ได้

## Countable Nouns



## Uncountable Nouns



# Time to learn; Containers



A bag



A box




A jar



A bowl



A carton



A loaf



A bottle



A cup



A piece



A bar



## Time to review!: Containers

bag

loaf

bar

box

cup


bottle

jar

piece

carton

bowl





## Time to learn; Containers



a bag of coffee



two bags of coffee



## Time to learn; Containers




a cup of tea




four cups of tea

## Time to learn; Containers



a loaf of bread



three loaves of bread

## Time to learn; Containers




a bottle of orange juice



two bottles of orange juice

# Time to learn; Containers




a box of cereal



three boxes of cereal



## Time to learn; Containers



a jar of jam



five jars of jam

## Time to learn; Containers



a bar of chocolate

4 bars of chocolate

## Time to learn; Buying Foods

A: I would like to buy a jar of jam.

How much is it?

B: It's 50 baht.

A: Here you are.



B: Thank you.

A: You're welcome.



50 baht

## Time to learn; Buying Foods

A: I would like to buy a bottle of orange juice  
and 2 cartons of milk. How much are they?

B: It's 115 baht.

A: Here you are.

B: Thank you.

A: You're welcome.



35 baht



40 baht





Talk to your friends!

A: I would like to buy \_\_\_\_\_.

How much is it?/How much are they?

B: It's \_\_\_\_\_ baht.

A: Here you are.

B: Thank you.

A: You're welcome.



25 baht



12 baht



29 baht



70 baht




15 baht



10 baht



39 baht



30 baht



30 baht

# Worksheet 12:

## Food Survey Graph (2)



**Instructions B:**

Write a shopping list.

คำสั่ง B: เขียนรายการอาหารที่ต้องการซื้อ

### My Shopping List

No.	Items	Price
1	.....	.....
2	.....	.....
3	.....	.....
4	.....	.....
5	.....	.....

**Instructions C:** Complete the sentences using your information.

คำสั่ง C: เติมประโยคให้สมบูรณ์โดยใช้ข้อมูลส่วนตัว

I would like to buy .....













.....

.....

How much are they? .....

# Worksheet 12(2)

ภาพจากใบงานที่ 11

A1  apple THB10	A2  cereal THB95	A3  coffee THB60
B1  bread THB25	B2  tea THB30	B3  orange juice THB25
C1  jam THB50	C2  milk THB60	C3  cake THB35
D1  chocolate THB25	D2  rice THB15	D3  oranges THB15

## My Shopping List

No.	Items	Price
1	2 bowls of rice	30 baht
2	A cup of tea	30 baht
3	2 apples	20 baht
4	a carton of milk	60 baht
5	a box of cereal	95 baht



# Worksheet 12:

## Food Survey Graph (2)



### Instructions C:

Complete the sentences using your information.

คำสั่ง B: เขียนรายการอาหารที่ต้องการซื้อ

#### My Shopping List

No.	Items	Price
1	.....	.....
2	.....	.....
3	.....	.....
4	.....	.....
5	.....	.....

**Instructions C:** Complete the sentences using your information.

คำสั่ง C: เติมประโยคให้สมบูรณ์โดยใช้ข้อมูลส่วนตัว

I would like to buy .....

.....

.....

How much are they? .....



## Worksheet 12(2)



No	Items	Price
1	2 bowls of rice	30 baht
2	a cup of tea	30 baht
3	2 apples	20 baht
4	a carton of milk	60 baht
5	a box of cereal	95 baht

I would like to buy 2 bowls of rice,  
a cup of tea, 2 apples, a carton of  
milk, and a box of cereal.


How much are they? 235 baht



# Worksheet 12:

## My Shopping List (1)

(Homework)



**Instructions A:**  
Write the food in the correct container.

คำสั่ง A: เขียนชื่ออาหารที่เหมาะสมกับภาชนะที่ได้



cereal



coffee



bread



rice



jam



tea



cake



orange juice




milk



chocolate

Singular	Plural
a bag of _____	_____ bags of _____
a loaf of _____	_____ loaves of _____
a cup of _____	_____ cups of _____
a bottle of _____	_____ bottles of _____
a box of _____	_____ boxes of _____
a carton of _____	_____ cartons of _____
a jar of _____	_____ jars of _____
a bowl of _____	_____ bowl of _____
a piece of _____	_____ pieces of _____
a bar of _____	_____ bars of _____

# Worksheet 12(1)



cereal



coffee



bread



rice



jam



tea



cake



orange juice



milk



chocolate

Singular	Plural
a bag of <u>coffee</u>	<u>2</u> bags of <u>coffee</u>
a loaf of <u>bread</u>	<u>4</u> loaves of <u>bread</u>
a cup of <u>tea</u>	<u>3</u> cups of <u>tea</u>



# Worksheet 12(1)



cereal



coffee



bread



rice



jam



tea



cake



orange juice



milk



chocolate

Singular	Plural
a bottle of _____	_____ bottles of _____
a box of _____	_____ boxes of _____
a carton of _____	_____ cartons of _____





# Worksheet 12(1)



cereal



coffee



bread



rice



jam



tea



cake



orange juice



milk



chocolate

Singular	Plural
a jar of _____	_____ jars of _____
a bowl of _____	_____ bowl <u>s</u> of _____
a piece of _____	_____ pieces of _____
a bar of _____	_____ bars of _____



Wrap Up



Containers





## บทเรียนครั้งต่อไป

# Eating Out

สิ่งที่ต้องเตรียม 

1. ใบงานที่ 13 เรื่อง Menu
2. ใบงานที่ 14 เรื่อง Eating Out (1)(2)
3. แบบประเมินตนเอง



Copyright © All Rights Reserved

สามารถดาวน์โหลดได้ที่ [www.dltv.ac.th](http://www.dltv.ac.th)