

# รายวิชาภาษาอังกฤษ

รหัสวิชา อ16101

ชั้นประถมศึกษาปีที่ 6

## เรื่อง Reading Medicine Labels

ครูผู้สอน อัญชลี สุวรรณบุตร



# Reading Medicine Labels



Remember me!



Remember me!





# Objectives



The students can be able to

- pronounce and explain the meanings of words related to types of medicine.
- answer questions after reading medicine labels.
- write information for a medicine label.



# Time to learn; Types of Medicine



ขี้ผึ้ง



ointment

A soft substance or thick liquid used on your skin.



# Time to learn; Types of Medicine



ยาแคปซูล



capsules

A small container which has a measured amount of a medicine inside.



# Time to learn; Types of Medicine



ยาเม็ด



tablet

A small round solid piece  
of medicine that you  
swallow.





# Time to learn; Types of Medicine

ยาดม, ยาพ่น



inhalers

A small device containing medicine that you breathe in through your mouth.



# Time to learn; Types of Medicine



ยาน้ำสำหรับหยอด



drops

A very small amount of liquid that forms a round shape.




# Time to learn; Types of Medicine

ยาน้ำสำหรับรับประทาน

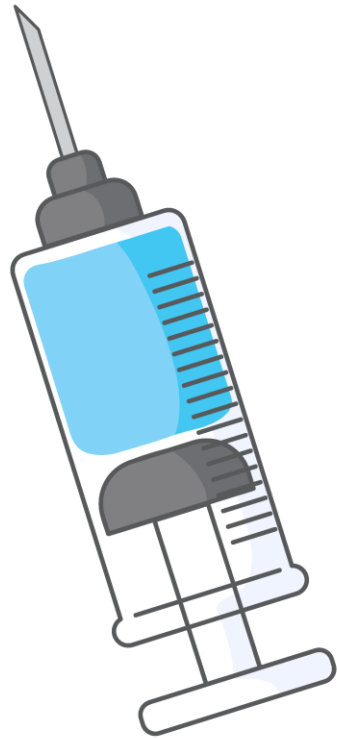


syrup

A type of sweet liquid medicine.



# Time to learn; Types of Medicine



ยาฉีดยา



injections

Fluid injected into the body, esp. for medicinal purposes.







Time to review!

drops

ointment

inhalers

capsules

tablet

injections

syrup

# Time to learn!: Medicine Labels



1. What type of this medicine is it?

- a. drops
- b. syrup
- c. ointment
- d. tablet**



## Time to learn!: Medicine Labels



### 2. Who should take this medicine?

- a. Jane has got a stomachache.
- b. Non has got a backache.
- ☒ c. Mary has got a sneeze.
- d. James has got a bruise.



## Time to learn!: Medicine Labels



### 3. What is the dosage for this medication?

- Adults 1-2 tablets every 4-6 hours
- Children 6-12 years 1 tablet every 4-6 hours.





# Worksheet 5:

## Reading Medicine Labels (1)



### Instructions:

Answer the questions using the medicine label information given.

**Instructions:** Answer the questions using the medicine label information given.

คำสั่ง: ตอบคำถามแบบเลือกตอบ จากการอ่านฉลากยา



1. What type of this medicine is it?
  - a. Syrup.
  - b. Pill.
  - c. Tablet.
  - d. Ointment.
2. Who should take this medicine?
  - a. Paul has a cold.
  - b. Nan has a toothache.
  - c. Susan has a stomachache.
  - d. Tom has a headache.

## Worksheet 5(1)



1. What type of this medicine is it?

a. Syrup.

b. Pill.

☒ c. Tablet.

d. Ointment.



## Worksheet 5(1)



2. Who should take this medicine?

- a. Paul has a cold.
- b. Nan has a toothache.
- c. Susan has a stomachache.
- d. Tom has a headache.



# Worksheet 5:

## Reading Medicine Labels (2)



### Instructions:

Read the information 3, 4 and 5 and choose medicine a, b, c, or d.

**Instructions:** Read the information 3, 4 and 5 and choose medicine a, b, c, or d.

คำสั่ง: อ่านข้อมูล 3 4 และ 5 แล้วเลือกยา a, b, c หรือ d ที่เหมาะสมกับอาการป่วย

a.



b.



c.



d.

☐

3.

Thomas is a football player. Last night he had a headache. He felt cold, had a bad cough.

☐

4.

Sandy is a teacher. She teaches P.E. Yesterday, she had 5 classes. This morning, she felt pain at her legs and her back.

☐

5.

Amelia has a problem with her eyes. Today her eyes are sore.

Football player - นักฟุตบอล

running nose - น้ำมูกไหล

Problem - ปัญหา

felt pain - รู้สึกปวด



## Worksheet 5(2)



a.



b.



c.



d.



\_\_\_\_\_ 3. Thomas is a football player. Last night he had a headache. He felt cold, had a bad cough.



## Worksheet 5(2)



a.



b.



c.



d.



\_\_\_\_\_ 4. Sandy is a teacher.  
She teaches P.E.. Yesterday,  
she had 5 classes. This morning,  
she felt pain at her legs and her  
back.



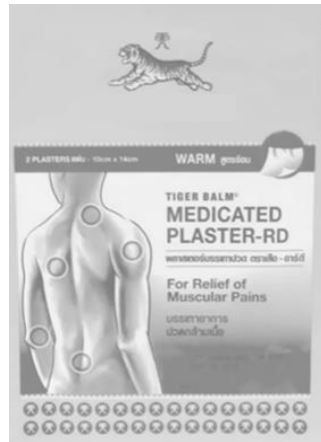
## Worksheet 5(2)



a.



b.



c.



d.



\_\_\_\_\_ 5. Amelia has a problem with her eyes. Today her eyes are sore.



## Worksheet 6: A Medicine Label (Homework)



### Instructions:

Glue a medicine label  
on the paper and answer  
the questions.

ใบงานที่ 6 เรื่อง A Medicine Label  
หน่วยการเรียนรู้ที่ 3 เรื่อง Healthy Living  
แผนการจัดการเรียนรู้ที่ 5 เรื่อง Reading Medicine Labels  
รายวิชา ภาษาอังกฤษ รหัสวิชา อ16101 ภาคเรียนที่ 1 ชั้นประถมศึกษาปีที่ 6

**Instructions:** Glue a medicine label on the paper and answer the questions.

คำสั่ง: ตัดฉลากยาลงบนกระดาษแล้วตอบคำถาม

### A Medicine Label

1. What is the medicine's name?

---

2. What is this medicine for?

---

3. What type of the medicine is it?

---





1. What is the medicine's name?

2. What is this medicine for?

3. What type of the medicine is it?

## Wrap Up



A small round solid piece of medicine that you swallow.

tablets

A very small amount of liquid that forms a round shape.

drops

A type of sweet liquid medicine.

syrup

A small device containing medicine that you breathe in through your mouth.

inhalers

A soft substance or thick liquid used on your skin.

ointment



## บทเรียนครั้งต่อไป

# Food Groups

สิ่งที่ต้องเตรียม



1. ใบความรู้ที่ 1 เรื่อง Five Food Groups
2. ใบงานที่ 7 เรื่อง Food Groups



สามารถดาวน์โหลดได้ที่ [www.dltv.ac.th](http://www.dltv.ac.th)