




แบบฝึกหัด 6.1



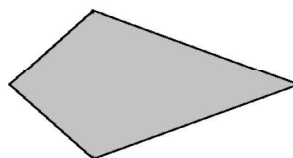
1. ภาพต่อไปนี้แสดงรูปเรขาคณิตสองมิติใด

1)




.....

2)



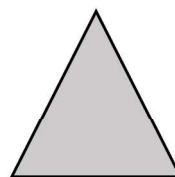
.....

3)



.....

4)



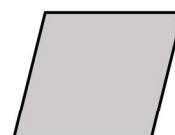
.....

5)



.....

6)



.....

7)



.....

8)

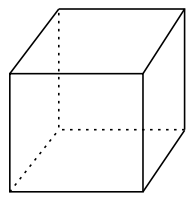


.....



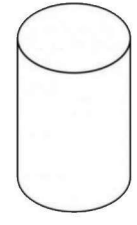
2. ภาพต่อไปนี้แสดงรูปเรขาคณิตสามมิติใด

1)



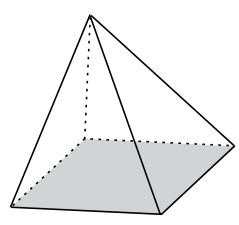
.....

2)



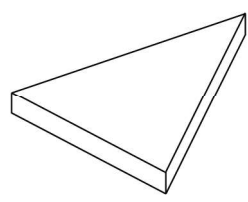
.....

3)



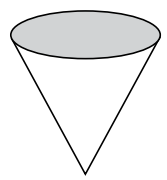
.....

4)



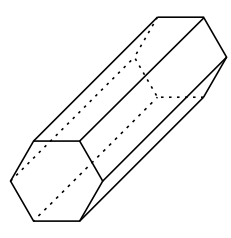
.....

5)



.....

6)



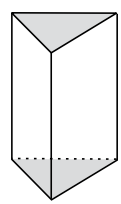
.....

7)



.....

8)



.....