



รายวิชา ภาษาอังกฤษ

รหัสวิชา อ16101 ชั้นประถมศึกษาปีที่ 6


เรื่อง Reduce/Reuse/Recycle (2)


ครูผู้สอน ครูอัญชลี สุวรรณบุตร



Reduce/Reuse/Recycle

(2)





Time to review; Reduce, Reuse, Recycle

(1) To use something again.

Reuse

(2) To use something again for a different purpose.


Recycle

(3) To become or to make something become smaller in size, amount, degree, importance, etc..

Reduce



Objectives (1)




The students can be able to

- pronounce and explain the meanings of vocabulary and sentences about reducing, reusing, and recycling unused items correctly.
- identify specific information from listening to a conversation about reducing, reusing, and recycling unused items.



Objectives (2)



The students can be able to


- speak to provide information about reducing, reusing, and recycling unused items.
- listen to a conversation and correctly fill in the blanks with the appropriate words.





Time to Learn


You can **reuse** plastic bags **as** bin bags.





Time to Learn

You can **reuse** a **coffee jar** **as** a **storage**.





Time to Learn


You can **make** flowerpots **from** plastic bottles.





Time to Learn

You can **make** **flowers** **from** **newspapers**.





Time to review

reuse ... as ...

make ... from ...



Worksheet 16:

Make It Happen!



Instructions:

Listen and fill in the blanks.

ใบงานที่ 16 เรื่อง Make It Happen!
หน่วยการเรียนรู้ที่ 5 เรื่อง Around Me
แผนการจัดการเรียนรู้ที่ 13 เรื่อง Reduce/Reuse/Recycle(2)
รายวิชา ภาษาอังกฤษ รหัสวิชา อ16101 ภาคเรียนที่ 2 ชั้นประถมศึกษาปีที่ 6

คำสั่ง ฟังบทสนทนา แล้วเติมคำลงในช่องว่างเพื่อให้ประโยคสมบูรณ์

Instructions: Listen and fill in the blanks.

plastic bags reduce newspaper recycle cloth
recycle use plastic bottles rubbish

A: Do you always throw all this (1) _____ away?

B: Yes, I do.

A: Well, ... think before you throw it away.

You can (2) _____ some of it again.

B: Which rubbish do you reuse?

A: I (3) _____ coffee jars to store sugar

or candies. I reuse (4) _____

as bin bags around my house.

B: Oh! My mom uses (5) _____ bags when she goes

to the market. She said it helps (6) _____

using plastic bags.

A: That's a good idea!

B: And what about these (7) _____ ?

A: I can make flower pots from them.

B: How about these (8) _____ ?

A: I put them in recycle bins. Some people

will (9) _____ them.

B: That sounds great!



Worksheet 16



plastic bags

reduce

newspaper

recycle

cloth

recycle

use

plastic bottles

rubbish

A: Do you always throw all this (1) _____ away?

B: Yes, I do.

A: Well, ... think before you throw it away. You can
(2) _____ some of it again.

B: Which rubbish do you reuse?



Worksheet 16



plastic bags

reduce

newspaper

recycle

cloth

recycle

use

plastic bottles

rubbish

A: I (3) _____ coffee jars to store sugar or candies.

I reuse (4) _____ as bin bags around my house.

B: Oh! My mom uses (5) _____ bags when she goes to the market. She said it helps (6) _____ using plastic bags.

A: That's a good idea!



Worksheet 16



plastic bags

reduce

newspaper

recycle

cloth

recycle

use

plastic bottles

rubbish

B: And what about these (7) _____ ?



A: I can make flowerpots from them.

B: How about these (8) _____ ?

A: I put them in recycle bins. Some people will (9) _____ them.

B: That sounds great!



Checking Time



(KEY) Worksheet 16



plastic bags

reduce

newspaper

recycle

cloth

recycle

use

plastic bottles

rubbish

A: Do you always throw all this (1) rubbish away? 

B: Yes, I do.

A: Well, ... think before you throw it away. You can

(2) use some of it again. 

B: Which rubbish do you reuse?



(KEY) Worksheet 16



plastic bags

reduce

newspaper

recycle

cloth

recycle

use

plastic bottles

rubbish

A: I (3) reuse coffee jars to store sugar or candies.

I reuse (4) plastic bags as bin bags around my house.



B: Oh! My mom uses (5) cloth bags when she goes to the

market. She said it helps (6) reduce using

plastic bags.



A: That's a good idea!



(KEY) Worksheet 16



plastic bags

reduce

newspaper

recycle

cloth

recycle

use

plastic bottles

rubbish

B: And what about these (7) plastic bottles ? 

A: I can make flowerpots from them.

B: How about these (8) newspaper ? 

A: I put them in recycle bins. Some people will (9) recycle them.

B: That sounds great! 



Wrap Up



newspaper



plastic bottles



plastic bags

reuse...as...,
make...from...

cans





บทเรียนครั้งต่อไป

Pollutions

สามารถดาวน์โหลดได้ที่ www.dltv.ac.th





สิ่งที่ต้องเตรียม

1. ใบความรู้ที่ 5

เรื่อง Riverside Community

2. ใบงานที่ 17 เรื่อง Riverside
Community's Problems

สามารถดาวน์โหลดได้ที่ www.dltv.ac.th

