



รายวิชา ภาษาอังกฤษ

รหัสวิชา อ16101 ชั้นประถมศึกษาปีที่ 6

เรื่อง Plants



ครูผู้สอน ครูอัญชลี สุวรรณบุตร



Plants



Let's Review!; Parts of Plants



leaf

stem


flower

root

fruit



Objectives



The students can be able to

- pronounce and explain the meanings of vocabulary and sentences about plants.
- read and identify the main idea of a story about plants.
- write the sequence of events from a story about seeds.





Pre - Reading

soil


shoot

grow

cartwheel

countryside

visit



Self-Learning

ใบความรู้ที่ 4

The Lucky Seed

Instructions:

Underline the words and try to understand their meanings.



ใบความรู้ที่ 4 เรื่อง The Lucky Seed
หน่วยการเรียนรู้ที่ 5 เรื่อง Around Me
แผนการจัดการเรียนรู้ที่ 11 เรื่อง Plants
รายวิชา ภาษาอังกฤษ รหัสวิชา อ16101 ภาคเรียนที่ 2 ชั้นประถมศึกษาปีที่ 6

The Lucky Seed

A long time ago, a farmer took a big bag of seeds to sell at the market.

Suddenly, his cartwheel hit a big stone. Bump! One of the seeds fell out of the bag and onto the hot, dry ground.

"I'm scared!" said the seed. "I need to be safe under the soil. Just then a buffalo walked on the seed and pushed it into the ground.



"I'm thirsty!" said the seed. "I need some water to help me grow." Just then, it started to rain.



The next morning the seed had a little green shoot. All day it sat in the sun and grew taller and taller.



seeds cartwheel

The next day it had its first leaf. This helped it catch sunlight and grow.

That evening, a hungry bird tried to eat it. But the seed had roots to help it stay in the ground.



sunlight shoot

Many years of sunshine and rain passed. The seed became a plant and then the plant became a tree.



plant

Today if you visit the countryside, you can see the tree. It is big and strong and now makes seeds of its own.



tree



The Lucky Seed

A long time ago, a farmer took a big bag of seeds to sell at the market.

Suddenly, his cartwheel hit a big stone. Bump! One of the seeds fell out of the bag and onto the hot, dry ground.

"I'm scared!" said the seed. "I need to be safe under the soil." Just then a buffalo walked on the seed and pushed it into the ground.

"I'm thirsty!" said the seed. "I need some water to help me grow." Just then, it started to rain.



The next morning the seed had a little green shoot.
All day it sat in the sun and grew taller and taller.


The next day it had its first leaf. This helped it catch sunlight and grow.

That evening, a hungry bird tried to eat it. But the seed had roots to help it stay in the ground.

Many years of sunshine and rain passed. The seed became a plant and then the plant became a tree.

Today if you visit the countryside, you can see the tree. It is big and strong and now makes seeds of its own.






Time to Learn

"I'm scared!" said the seed.
"I need to be safe under the soil."

soil

ดิน






Time to Learn

Suddenly, his **cartwheel** hit a big stone.

cartwheel

ล้อเกวียน






Time to Learn

The next morning the seed had a little
green shoot.

shoot

หน่อ





Time to Learn

Today if you **visit** the **countryside**, you
can see the tree.


visit

เยี่ยมชม

countryside

ชนบท





Time to Learn

All day it sat in the sun and **grew** taller
and taller.

grow

เติบโต





Time to review

soil

visit

grow

cartwheel


shoot

countryside

Activity:

The Lucky Seed


Instructions:
complete the
sequence of events.



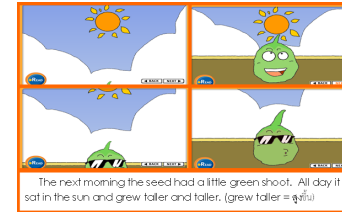
Today if you visit the countryside, you can see the tree. It is big and strong and now makes seeds of its own.



"I'm thirsty!" said the seed. "I need some water to help me grow." Just then, it started to rain. (thisy = nscinu, started = fag)



A long time ago, a farmer took a big bag of seeds to sell at the market.



The next morning the seed had a little green shoot. All day it sat in the sun and grew taller and taller. (grew taller = qafiu)



"I'm scared!" said the seed. "I need to be safe under the soil." Just then a buffalo walked on the seed and pushed it into the ground.



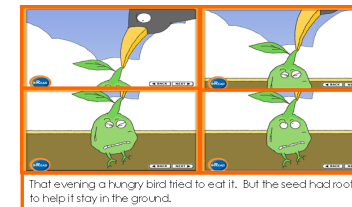
The next day it had its first leaf. This helped it to catch sunlight and grow.



Many years of sunshine and rain passed. The seed became a plant and then the plant became a tree.



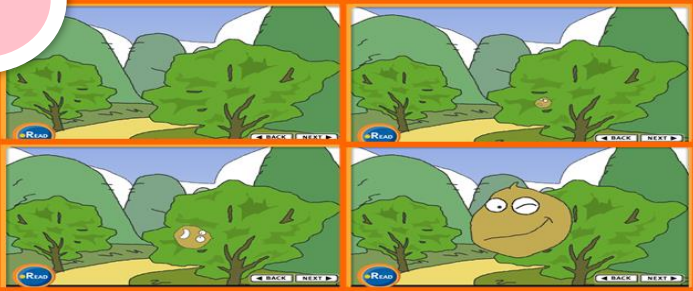
Suddenly, his cart's wheel hit a big stone. Bump! One of the seeds fell out of the bag and onto the hot, dry ground. (suddenly = kufiia)



That evening a hungry bird tried to eat it. But the seed had roots to help it stay in the ground.

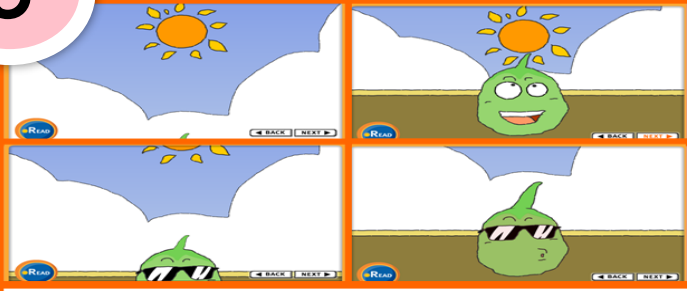


9



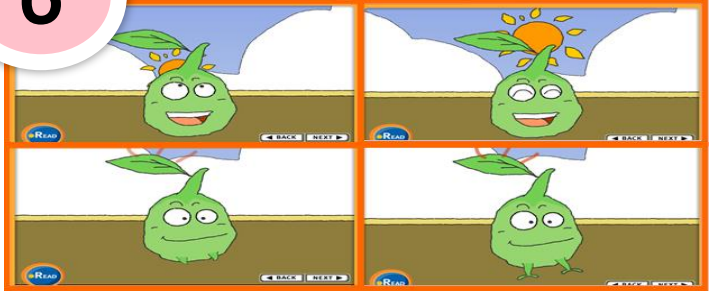
Today if you visit the countryside, you can see the tree. It is big and strong and now makes seeds of its own.

5



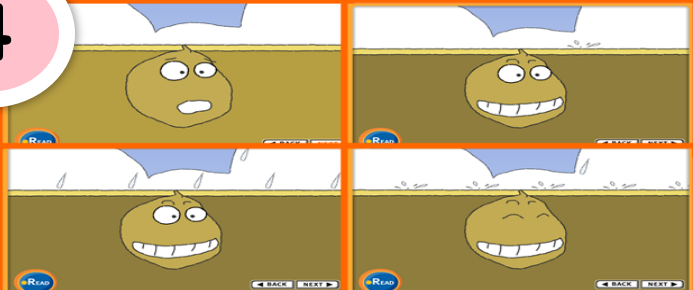
The next morning the seed had a little green shoot. All day it sat in the sun and grew taller and taller. (grew taller = สูงขึ้น)

6



The next day it had its first leaf. This helped it to catch sunlight and grow.

4



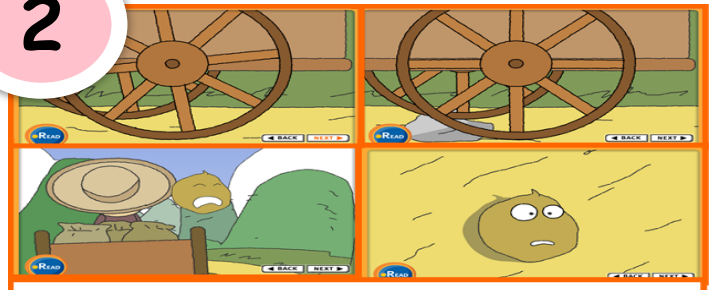
"I'm thirsty!" said the seed. "I need some water to help me grow." Just then, it started to rain. (thirsty = กระหาย, started = เริ่ม)

3



"I'm scared!" said the seed. "I need to be safe under the soil." Just then a buffalo walked on the seed and pushed it into the ground.

2



Suddenly, his cart's wheel hit a big stone. Bump! One of the seeds fell out of the bag and onto the hot, dry ground. (Suddenly = ทันทีทันใด)

1



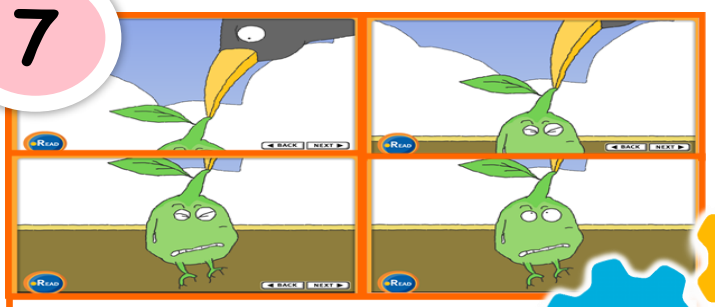
A long time ago, a farmer took a big bag of seeds to sell at the market.

8




Many years of sunshine and rain passed. The seed became a plant and then the plant became a tree.

7



That evening a hungry bird tried to eat it. But the seed helped it stay in the ground.



Worksheet 15:

The Lucky Seed



Instructions A:
Read the story and tick the things plants need to grow.


ใบงานที่ 15 เรื่อง The Lucky Seed
หน่วยการเรียนรู้ที่ 5 เรื่อง Around Me
แผนการจัดการเรียนรู้ที่ 11 เรื่อง Plants
รายวิชา ภาษาอังกฤษ รหัสวิชา อ16101 ภาคเรียนที่ 2 ชั้นประถมศึกษาปีที่ 6

คำสั่ง อ่านเรื่องแล้วทำเครื่องหมาย ✓ ได้คำศัพท์ที่จำเป็นต่อการเจริญเติบโตของพืช
Instructions A: Read the story and tick the things plants need to grow.

water	juice	air	heat
<input type="checkbox"/>	<input type="checkbox"/>	<input type="checkbox"/>	<input type="checkbox"/>
birds	light	a farmer	soil
<input type="checkbox"/>	<input type="checkbox"/>	<input type="checkbox"/>	<input type="checkbox"/>

คำสั่ง อ่านเรื่องอีกครั้ง แล้วใส่หมายเลข 1- 8 หน้าประโยคเพื่อเรียงลำดับเหตุการณ์ให้ ถูกต้อง
Instructions B: Read the story again and put the sentences in the correct order.

	It started to rain, and the next morning the seed had a little green shoot.
	The next day it had its first leaf. This helped it to catch sunlight and grow.
1	One day, a seed fell out of a bag and onto the hot, dry ground.
	Many years of sunshine and rain passed.
	Now it is big and strong and makes seeds of its own.
	A buffalo walked on the seed and pushed it into the ground.
	One day, a bird tried to eat it. But the seed had roots to help it stay in the ground.
	The seed became a plant and then the plant became a tree.



Worksheet 15 (A)



water



juice

air



heat

birds

light



a farmer

soil



Worksheet 15:

The Lucky Seed



Instructions B:
Read the story again
and put the sentences in
the correct order.

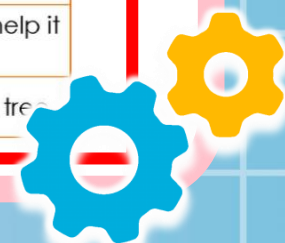
ใบงานที่ 15 เรื่อง The Lucky Seed
หน่วยการเรียนรู้ที่ 5 เรื่อง Around Me
แผนการจัดการเรียนรู้ที่ 11 เรื่อง Plants
รายวิชา ภาษาอังกฤษ รหัสวิชา อ16101 ภาคเรียนที่ 2 ชั้นประถมศึกษาปีที่ 6

คำสั่ง อ่านเรื่องแล้วทำเครื่องหมาย ✓ ได้คำศัพท์ที่จำเป็นต่อการเจริญเติบโตของพืช
Instructions A: Read the story and tick the things plants need to grow.

water	juice	air	heat
<input type="checkbox"/>	<input type="checkbox"/>	<input type="checkbox"/>	<input type="checkbox"/>
birds	light	a farmer	soil
<input type="checkbox"/>	<input type="checkbox"/>	<input type="checkbox"/>	<input type="checkbox"/>

คำสั่ง อ่านเรื่องอีกครั้ง แล้วใส่หมายเลข 1- 8 หน้าประโยคเพื่อเรียงลำดับเหตุการณ์ให้ ถูกต้อง
Instructions B: Read the story again and put the sentences in the correct order.

	It started to rain, and the next morning the seed had a little green shoot.
	The next day it had its first leaf. This helped it to catch sunlight and grow.
1	One day, a seed fell out of a bag and onto the hot, dry ground.
	Many years of sunshine and rain passed.
	Now it is big and strong and makes seeds of its own.
	A buffalo walked on the seed and pushed it into the ground.
	One day, a bird tried to eat it. But the seed had roots to help it stay in the ground.
	The seed became a plant and then the plant became a tree.



Worksheet 15 (B)



	It started to rain, and the next morning the seed had a little green shoot.
	The next day it had its first leaf. This helped it to catch sunlight and grow.
1	One day, a seed fell out of a bag and onto the hot, dry ground.
	Many years of sunshine and rain passed.
	Now it is big and strong and makes seeds of its own.
	A buffalo walked on the seed and pushed it into the ground.
	One day, a bird tried to eat it. But the seed had roots to help it stay in the ground.
	The seed became a plant and then the plant became a tree.



คำชี้แจงกิจกรรมนักเรียน

นักเรียนทำใบงานที่ 15

เรื่อง The Lucky Seed

ให้นักเรียนอ่านเรื่องอีกครั้ง แล้วใส่
หมายเลข 1- 8 หน้าประโยคเพื่อ
เรียงลำดับเหตุการณ์ให้ถูกต้อง

คำชี้แจงบทบาทครูปลายทาง

คอยให้ความช่วยเหลือนักเรียน
ในขณะที่นักเรียนทำใบงาน



Checking Time



Worksheet 15 (B)



3	It started to rain, and the next morning the seed had a little green shoot.
4	The next day it had its first leaf. This helped it to catch sunlight and grow.
1	One day, a seed fell out of a bag and onto the hot, dry ground.
6	Many years of sunshine and rain passed.
8	Now it is big and strong and makes seeds of its own.
2	A buffalo walked on the seed and pushed it into the ground.
5	One day, a bird tried to eat it. But the seed had roots to help it stay in the ground.
7	The seed became a plant and then the plant became a tree.





Wrap Up

I love to share this!

Learn character from trees, values from roots, and change from leaves.

Cr. Tasneern Harneed



บทเรียนครั้งต่อไป

Reduce/Reuse /Recycle(1)

สามารถดาวน์โหลดได้ที่ www.dltv.ac.th





สิ่งที่ต้องเตรียม

สมุดวิชาภาษาอังกฤษ

สามารถดาวน์โหลดได้ที่ www.dltv.ac.th

