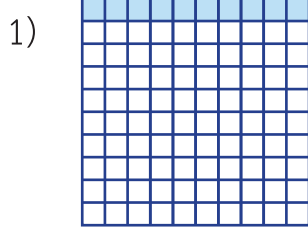



แบบฝึกหัด 4.2

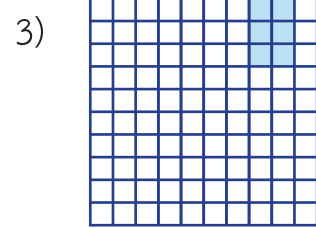
1. ส่วนที่ระบายสีแสดงด้วยทศนิยมใด





.....



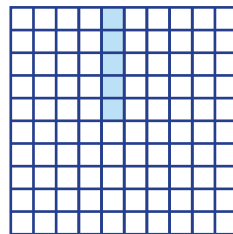
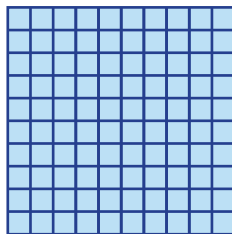

.....




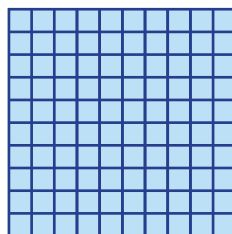
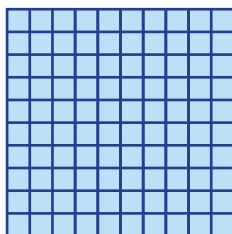

.....



.....



.....




.....

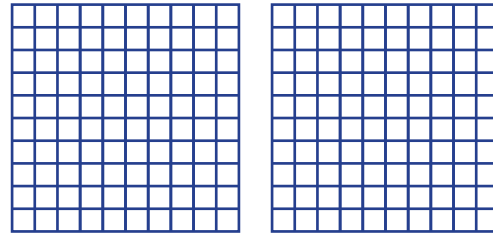


2. ระบายสีแสดงทศนิยม

1) 0.23



2) 1.49



3. เขียนในรูปทศนิยม 2 ตำแหน่ง

1) $\frac{39}{100} = \dots\dots\dots$

2) $\frac{7}{100} = \dots\dots\dots$

3) $\frac{125}{100} = \dots\dots\dots$

4) $3\frac{9}{100} = \dots\dots\dots$

5) $27\frac{13}{100} = \dots\dots\dots$

6) $5\frac{3}{100} = \dots\dots\dots$

7) $6\frac{13}{100} = \dots\dots\dots$

8) $\frac{1254}{100} = \dots\dots\dots$

9) $\frac{1039}{100} = \dots\dots\dots$

10) $70\frac{7}{100} = \dots\dots\dots$



4. เขียนทศนิยม 1 ตำแหน่ง และ 2 ตำแหน่ง แสดงจำนวน

จำนวน	ทศนิยม 1 ตำแหน่ง	ทศนิยม 2 ตำแหน่ง
1) 8		
2) 11		
3) 97		
4) 136		
5) 229		

