



รายวิชา ภาษาอังกฤษ

รหัสวิชา อ16101 ชั้นประถมศึกษาปีที่ 6

เรื่อง Fun Games

ครูผู้สอน ครูอัญชลี สุวรรณบุตร




Fun Games



Do you know these games?



Objectives



The students can be able to

- pronounce and explain the meanings of words related to how each game is played.
- answer questions about the games.





Time to learn: About games

chip

score

throw

row

winner

win



opponent

remove





Time to learn: **About games**



chip

chip

winner

remove


throw

win

row

score

opponent



Time to learn: **About games**



remove

chip

winner

remove

throw

win

row

score

opponent



Time to learn: **About games**



win

winner

chip

winner

remove


throw

win

row

score

opponent



Time to learn: **About games**



row

chip

winner

remove


throw

win

row

score

opponent



Time to learn: **About games**



opponent

chip

winner

remove

throw

win

row

score


opponent



Time to learn: **About games**

throw

score



chip

winner

remove

throw

win

row

score

opponent



Time to review

chip

score

throw

row

winner

win

opponent

remove



Worksheet 6:

I Like Games



Instructions:

Listen and complete sentences.

คำสั่ง ให้นักเรียนฟังไฟล์เสียง และเติมข้อมูลลงในช่องว่างให้สมบูรณ์

Instructions: Listen and complete sentences.

I like to play dominoes.

You need a (1) _____ set. There are (2) _____ dominoes marked with 0 – 6 on the face side. The (3) _____ who (4) _____ all 7 of his or her dominoes first (5) _____ the game.

I like to play bingo.

You need bingo (1) _____ and (2) _____. There are two or more players. You win this (3) _____ when you mark (4) _____ numbers in (5) _____.

I like to play checkers.

You need (1) _____ and 16 checkers in two (2) _____. There are two players. If you jump over your opponent's (3) _____, then take it. You win when (4) _____'s checkers are all (5) _____.

I like to play darts.

You need a dart board and (1) _____. You can play alone or play with (2) _____. Your (3) _____ is on the board when you (4) _____ a darts on it. The player who has the high score is the (5) _____.



Worksheet 6



I like to play dominoes.

You need a (1) domino set. There are (2) 28 dominoes marked with 0 - 6 on the face side. The (3) player who (4) puts down all 7 of his or her dominoes first (5) wins the game.

28

wins

puts down

domino

player



Worksheet 6



I like to play bingo.

You need bingo (1) cards and (2) chips.

There are two or more players. You win this (3)

game when you mark (4) 5 numbers in

(5) a row.

5

cards

game

chips

a row



Worksheet 6



I like to play checkers.

You need (1) a board and 16 checkers
in two (2) colours. There are two players. If
you jump over your opponent's (3) checker, then
take it. You win when (4) opponent's checkers are
all (5) removed.

removed
checker
opponent
a board
colours



Worksheet 6



I like to play darts.

You need a dart board and (1) darts.

You can play alone or play with (2) friends.

Your (3) score is on the board when you

(4) throw a darts on it. The player who has

the high score is the (5) winner.

friends

score

winners

throw

darts



Worksheet 7:

How to Play the Games



Instructions:

Read the rules of each game from worksheet 6, then answer the questions.

คำสั่ง ให้นักเรียนอ่านวิธีการเล่นเกมของเกมแต่ละชนิด (ใบงานที่ 6) แล้วตอบคำถาม

Instructions: Read the rules of each game from worksheet 6, then answer the questions.

1. How many players do you need to play the checkers game?

.....

2. What do we need to play the darts game?

.....

3. Do you need your friends to play darts?

.....

4. How can you win the bingo game?

.....

5. Can you play the checker alone?

.....

6. How do you feel when you are the winner?

.....

7. What do you do when you jump over the opponent's checker?

.....



Worksheet 7



1. How many players do you need to play the checkers game?

2. What do we need to play the darts game?

3. Do you need your friends to play darts?

4. How can you win the bingo game?

Worksheet 7



5. Can you play the checkers alone?

6. How do you feel when you are the winner?

7. What do you do when you jump over the opponent's checker?



Worksheet 7 (Examples)

1. How many players do you need to play the checkers game?

2 players.

2. What do we need to play the darts game?

We need a dart board and darts.



Worksheet 7



3. Do you need your friends to play darts?

4. How can you win the bingo game?

5. Can you play the checker alone?

6. How do you feel when you are the winner?

7. What do you do when you jump over the opponent's checker?

คำชี้แจงกิจกรรมนักเรียน

นักเรียนทำใบงานที่ 7
เรื่อง How to Play the Games
โดยให้นักเรียนอ่านวิธีการเล่นเกม
ของเกมแต่ละชนิด (ใบงานที่ 6)
แล้วตอบคำถามในข้อที่ 3-7



คำชี้แจงบทบาทครูปลายทาง

1. คอยให้ความช่วยเหลือนักเรียน
ในขณะที่นักเรียนทำใบงาน
2. คอยตรวจสอบและประเมิน
การเขียนคำศัพท์และประโยค
ในใบงานของนักเรียน



Checking Time



(Key)Worksheet 7



3. Do you need your friends to play darts?

Yes, I do. / No, I don't.

4. How can you win the bingo game?

Marking 5 numbers in a row.

5. Can you play the checker alone?

No, I can't.



(Key)Worksheet 7



6. How do you feel when you are the winner?

I feel happy.

7. What do you do when you jump over the opponent's checker?

Take it out.





Bingo Game



Equipment

cards

chips

Players

Two or more players

Be a winner

Mark 5 numbers in a row



Darts Game



Equipment

A dart board

darts

Players

Play alone or play with friends

Be a winner

Who has the highest score



บทเรียนครั้งต่อไป

Extreme Sports

สามารถดาวน์โหลดได้ที่ www.dltv.ac.th





สิ่งที่ต้องเตรียม

1. ใบความรู้ที่ 2 เรื่อง Comparison of Adjectives
2. ใบงานที่ 8 เรื่อง Extreme Sports
3. ใบงานที่ 9 เรื่อง My Opinions

สามารถดาวน์โหลดได้ที่ www.dltv.ac.th

