



# รายวิชา ภาษาอังกฤษ

รหัสวิชา อ16101 ชั้นประถมศึกษาปีที่ 6

## เรื่อง Fun Activities (2)


ครูผู้สอน ครูอัญชลี สุวรรณบุตร



# Fun Activities (2)




# Objectives



The students can be able to

- pronounce and explain the meanings of verb phrases related to hobbies.
- match the phrases with the pictures.
- talk to your classmates about his/her hobbies
- complete the short conversation about hobbies.





## Time to learn: Hobbies

bake a cake

play hide and seek

ride on a skateboard

spend time with family

go fishing







## Time to learn: **Hobbies**

### The sport or job of catching fish



bake a cake

ride on a skateboard

go fishing

play hide and seek

spend time with family



## Time to learn: **Hobbies**

The activity of making things  
such as cakes by cooking them  
inside an oven



bake a cake

ride on a skateboard

go fishing

play hide and seek

spend time with family



## Time to learn: **Hobbies**

The activity or sport of  
riding a skateboard



bake a cake

ride on a **skateboard**

go fishing

play **hide** and seek

spend time with **family**



## Time to learn: **Hobbies**

To use time doing something  
or being somewhere with  
family members



bake a cake

ride on a skateboard

go fishing

play **hide** and seek

spend time with **family**





## Time to learn: **Hobbies**

**A children's game in which a group of children hide in secret places and then one child has to go to look for them**



bake a cake

ride on a skateboard

go fishing

play **hide** and seek

spend time with family



## Time to review

bake a cake

play **hide** and seek

go **fishing**

ride on a **skateboard**

spend time with **family**




# Time to learn; Does he/she enjoy...?

Does she enjoy taking  
a nap ?

take a nap




Yes, she does.



# Time to learn; Does he/she enjoy...?

Does he enjoy riding  
on a skateboard ?

What does he  
enjoy doing?



ride on  
a skateboard



No, he doesn't.

He enjoys going  
fishing.

Time to learn; Does he/she enjoy...?

Does he enjoy spending  
time with his family ?

spend time with family




Yes, he does.



# Time to learn; Does he/she enjoy...?

Does she enjoy baking  
a cake ?

What does she  
enjoy doing?



bake a cake



No, she doesn't

She enjoys  
hanging out.



## Time to Talk to Your Friends

A Does *she/he* enjoy \_\_\_\_\_?

No, *she/he* doesn't.

B

A What does *she/he* enjoy doing?

She/He enjoys \_\_\_\_\_.

B



# Worksheet 2:

## Free Time Activities



### Instructions:

Write the given activities under the pictures correctly.

ใบงานที่ 2 เรื่อง Free Time Activities

หน่วยการเรียนรู้ที่ 4 เรื่อง Recreation and Free Time

แผนการจัดการเรียนรู้ที่ 2 เรื่อง Fun Activities (2)

รายวิชา ภาษาอังกฤษ รหัสวิชา อ16101 ภาคเรียนที่ 2 ชั้นประถมศึกษาปีที่ 6

คำสั่ง นำกิจกรรมที่กำหนดให้ ไปเขียนใส่ใต้รูปภาพให้ถูกต้อง

**Instructions:** Write the given activities under the pictures correctly.

1. Bake a cake
2. go fishing
3. live steaming
4. Be a volunteer
5. hang out
6. take a nap
7. go for a walk
8. play hide and seek
9. spend time with family
10. ride a skateboard

Mike



Dave



Lisa



Kate



Tom



Pim



Danny



Max



Jin



Linda



# Worksheet 2

Mike



hang out

Dave



take a nap

Lisa



play hide and seek

Kate



ride on a  
skateboard

Tom



go fishing

Pim



be a volunteer

1. bake a cake
2. go fishing
3. stream live
4. be a volunteer
5. hang out
6. take a nap
7. go for a walk
8. play hide and seek
9. spend time with family
10. ride on a skateboard

# Worksheet 2

Danny



spend time with family

Max



bake a cake

Jin



stream live

Linda



go for a walk

1. bake a cake

2. go fishing

3. stream live

4. be a volunteer

5. hang out

6. take a nap

7. go for a walk

8. play hide and seek

9. spend time with family

family

10. ride on a skateboard



# Worksheet 3:

## Know Your Friends



### Instructions:

1. Choose 3 people from worksheet 2, then write the questions and answers in Number 1- 3.
2. Ask 2 friends the same questions and write down the answers in Numbers 4 - 5.

คำสั่ง เลือกบุคคลจากใบงานที่ 2 มา 3 คน จากนั้นเขียนประโยคคำถามและคำตอบให้สอดคล้องกับรูปภาพ ในข้อที่ 1 - 3 และเลือกถามเพื่อน 2 คน จากนั้นเขียนข้อมูลลงในข้อที่ 4 - 5

**Instructions:** Choose 3 people from worksheet 2, then write the questions and answers in Number 1-3. Ask 2 friends the same questions and write down the answers in Numbers 4 - 5.

**Example:** A: Does Mike enjoy taking a nap?

B: No, he does not.

A: What does Mike enjoy doing in his free time?

B: He enjoys hanging out.

(ข้อที่ 1 - 3 เลือกบุคคลจากใบงานที่ 2 จำนวน 3 คน)

1. A: Does \_\_\_\_\_ enjoy \_\_\_\_\_?

B: No, \_\_\_\_\_ does not.

A: What does \_\_\_\_\_ enjoy doing in his free time?

B: \_\_\_\_\_ enjoys \_\_\_\_\_.

2. A: Does \_\_\_\_\_?

B: No, \_\_\_\_\_.

A: \_\_\_\_\_ in his free time?

B: \_\_\_\_\_.



## Worksheet 3

### Example

A: Does Mike enjoy taking a nap?

B: No, he does not.

A: What does Mike enjoy doing in his free time?

B: He enjoys hanging out.

1.

A: Does Tom enjoy taking a nap?

B: No, he does not.

A: What does he enjoy doing in his free time?

B: He enjoys going fishing.

Tom



# Worksheet 3

2.

A: Does \_\_\_\_\_?

B: No, \_\_\_\_\_.

A: \_\_\_\_\_ in his free time?

B: \_\_\_\_\_.

3.

A: \_\_\_\_\_?

B: No, \_\_\_\_\_.

A: \_\_\_\_\_?

B: \_\_\_\_\_.

# Worksheet 3:



## Know Your Friends

### Instructions:

1. Choose 3 people from worksheet 2, then write the questions and answers in Number 1- 3.
2. Ask 2 friends the same questions and write down the answers in Numbers 4 - 5.

(ข้อที่ 4 - 5 เลือกถามเพื่อนในห้องเรียนจำนวน 2 คน)

4. A: \_\_\_\_\_?

B: No, \_\_\_\_\_.

A: \_\_\_\_\_?

B: \_\_\_\_\_.

5. A: \_\_\_\_\_?

B: No, \_\_\_\_\_.

A: \_\_\_\_\_?

B: \_\_\_\_\_.



# Worksheet 3

4.

A: \_\_\_\_\_?

B: No, \_\_\_\_\_.

A: \_\_\_\_\_?

B: \_\_\_\_\_.

5.

A: \_\_\_\_\_?

B: No, \_\_\_\_\_.

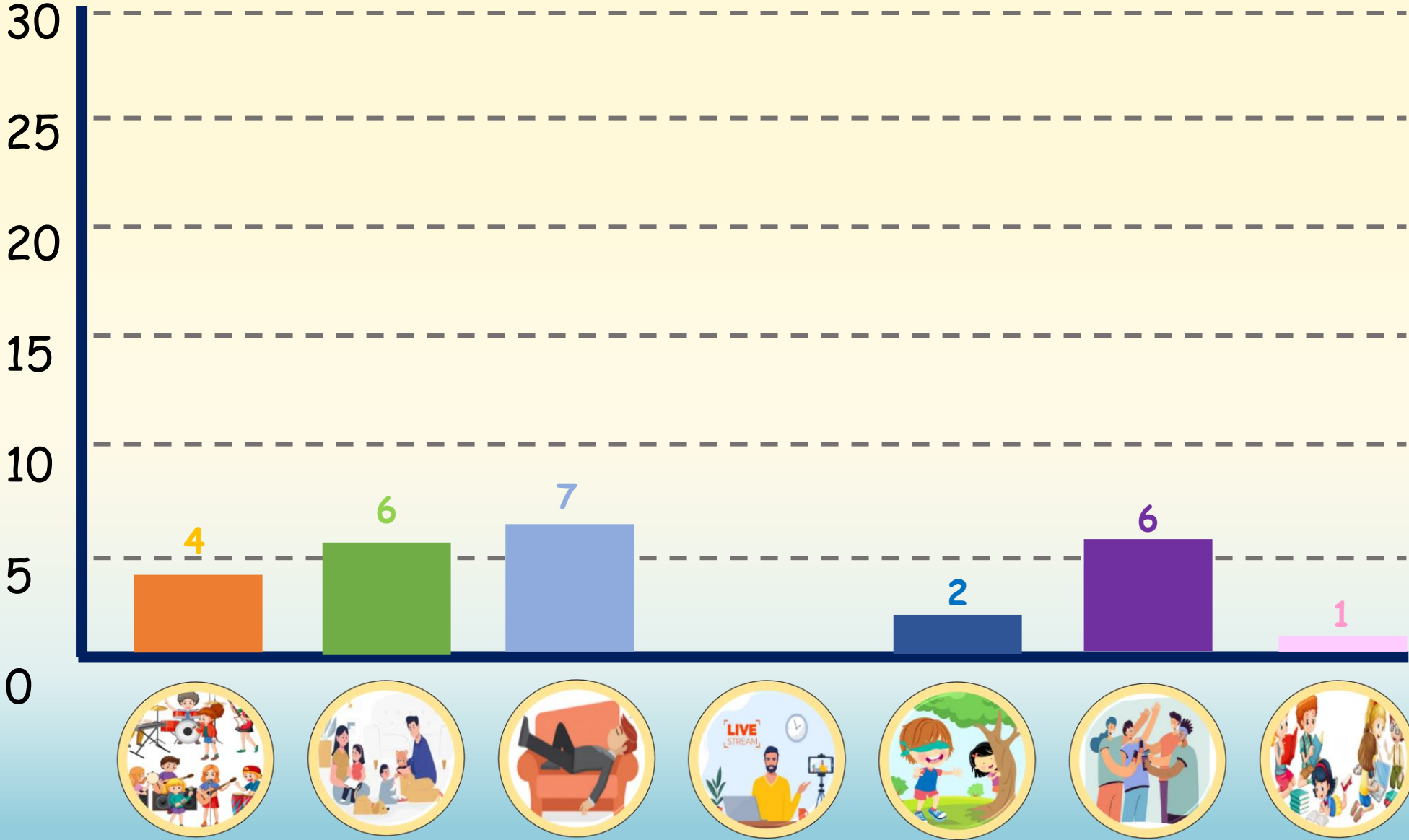
A: \_\_\_\_\_?

B: \_\_\_\_\_.



# I enjoy this!

Wrap Up





บทเรียนครั้งต่อไป

# Interesting Activities

สามารถดาวน์โหลดได้ที่ [www.dltv.ac.th](http://www.dltv.ac.th)





## สิ่งที่ต้องเตรียม

1. ใบความรู้ที่ 1 เรื่อง Present Continuous Tense
2. ใบงานที่ 4 เรื่อง Read and Match
3. ใบงานที่ 5 เรื่อง What are they doing?
4. แบบประเมินตนเอง

สามารถดาวน์โหลดได้ที่ [www.dltv.ac.th](http://www.dltv.ac.th)

