

รายวิชา ภาษาอังกฤษ

รหัสวิชา อ22102

ชั้นมัธยมศึกษาปีที่ 2

# Then and Now Gadgets

ครูผู้สอน ครูสรวรยา อุดรพรหม

ครูศุภณัฐ รักพงษ์







**Then**



**Now**



**Then**



**Now**



# Then and Now Gadgets





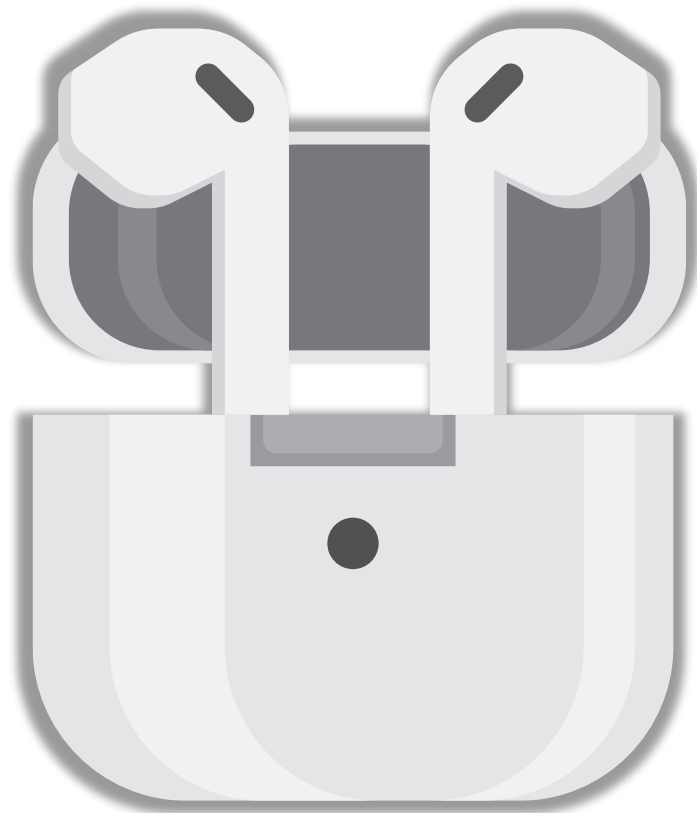
# จุดประสงค์การเรียนรู้

1. บอกความหมายคำศัพท์เกี่ยวกับของในอดีตได้
2. พูดบรรยายเปรียบเทียบภาพสิ่งของในอดีตกับปัจจุบันได้





# Vocabulary



earbud (n.)





floppy disk (n.)



**thumb drive** (n.)



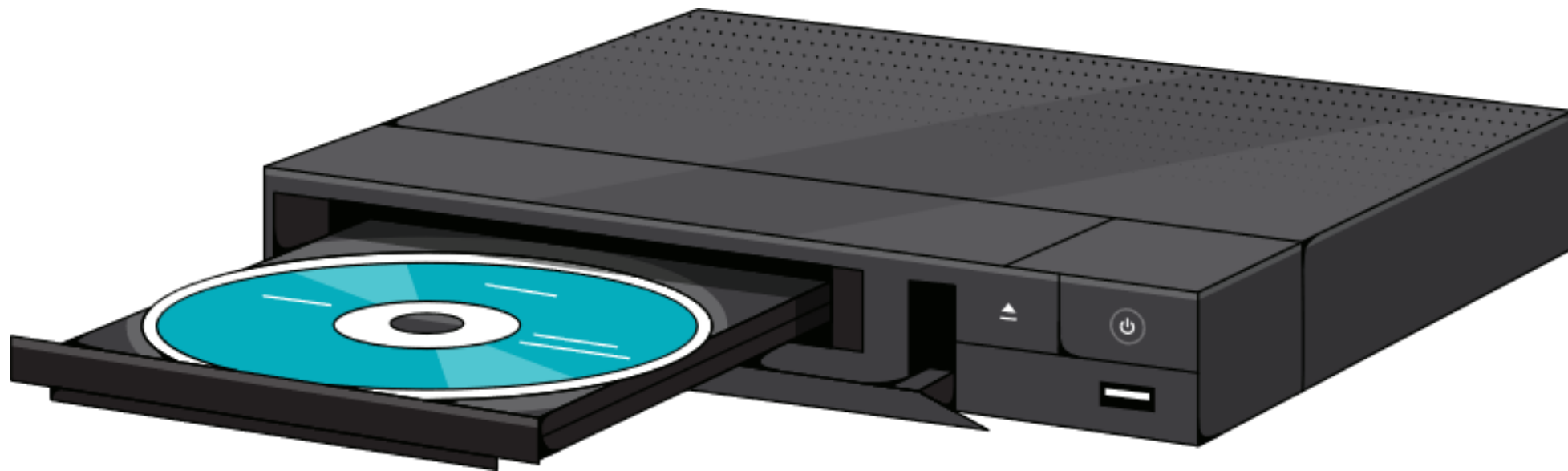
landline (n.)



typewriter (n.)




**cassette tape** (n.)



CD player (n.)



**smart watch (n.)**



socket (n.)



# Adjectives






**Old**



**New**



**Fast**



**Slow**



**Expensive**



**Cheap**



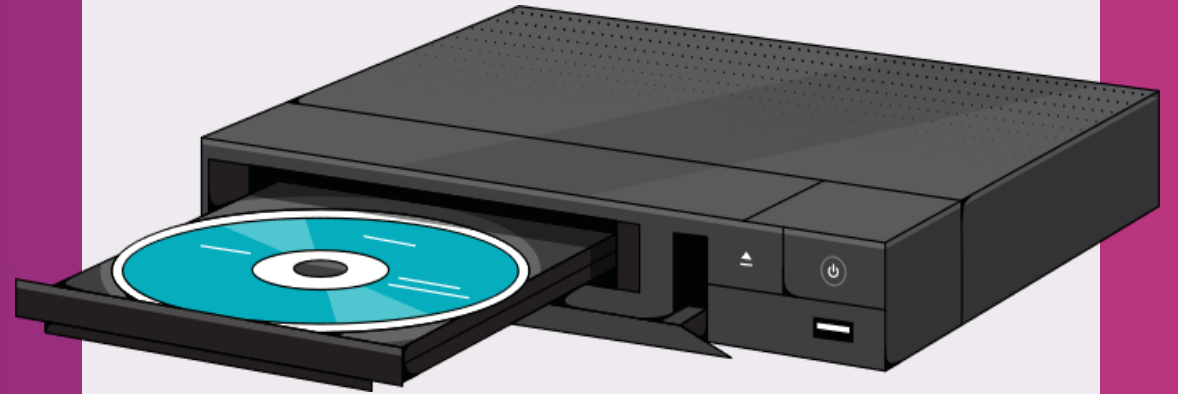
**Big**



**Small**




**Light**



**Heavy**

# Ask & Answer





\_\_\_\_\_ is

**bigger**

than



**Ex.**

Landline is bigger than smart watch.



# Structure 1

Syllable adjectives add - er

**big**

– **bigger**

**small**

– **smaller**

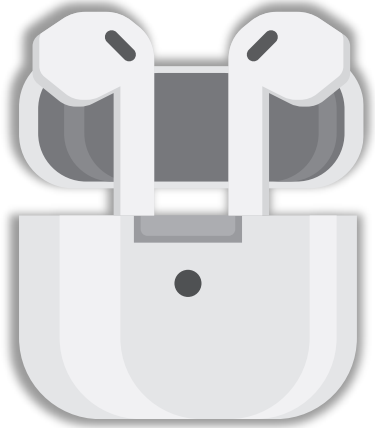
**cheap**

– **cheaper**

**thin**

– **thinner**





\_\_\_\_\_ are more **expensive** than \_\_\_\_\_

**Ex.**

**Earbuds are more expensive than cassette tape.**

# Structure 2

## More syllable adjectives

- **More adjective**
  - **More expensive**
  - **More beautiful**



# Worksheet 1












# Worksheet 1

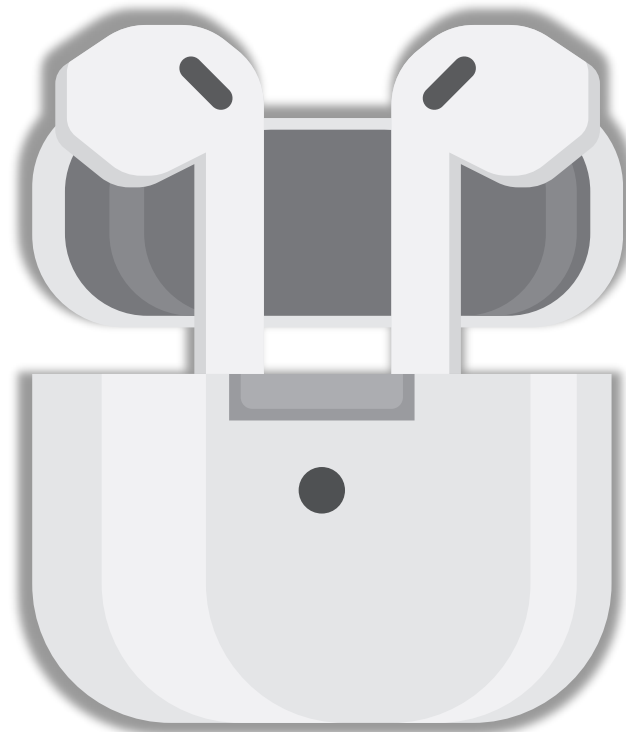
## Directions:

Complete the gadget vocabulary and use 3 adjectives in the box to describe each gadget.

Gadgets	Adjective
 e_r_ud__	
 s_ck_t	
 _l_pp_d_s_	
 s_a_t_a_ch	
 l_n_li_e	
 _yp_wr_i_er	
 ca_s_e_te_ap__	



1



big

small

long

short

smart

beautiful

expensive


cheap

heavy

**short / small / smart**

2

big  
small  
long  
short  
smart  
beautiful  
expensive  
cheap  
heavy



**short / small / cheap**

3



**short / small / cheap**

**big**

**small**

**long**

**short**

**smart**

**beautiful**

**expensive**

**cheap**

**heavy**



4



big  
small  
long  
short  
smart  
beautiful  
expensive  
cheap  
heavy

**smart / expensive / small**

5



big  
small  
long  
short  
smart  
beautiful  
expensive  
cheap  
heavy

**heavy / short / cheap**

6



big  
small  
long  
short  
smart  
beautiful  
expensive  
cheap  
heavy

**heavy / long / cheap**

7


big  
small  
long  
short  
smart  
beautiful  
expensive  
cheap  
heavy



**small / short / cheap**

The image features a central white speech bubble with a yellow tail pointing towards the top left. Inside the bubble, the text "Let's Practice" is written in a large, bold, black font with a white outline. The background is a vibrant blue with various tech-related icons: a laptop on the left, a smartphone in the center, and a smartwatch on the right showing the time 10:10. At the bottom, a cartoon boy with blonde hair and a red shirt is on the left, and a cartoon girl with brown hair and a purple shirt is on the right, both smiling. The entire scene is set against a blue background with abstract shapes and lines.

# Let's Practice



**These earbuds are **smaller** than the landline.**



**This typewriter is bigger than the smartwatch.**



**A smartphone is more expensive than landline.**



# Worksheet 2





1. The earbuds are smaller than the typewriter. (small)



**2. The cassette tape is longer than floppy disk. (long)**



**3. A smartphone is more expensive than landline. (expensive)**





5. The socket is cheaper than earbuds. (cheap)

**Let's Compare!**





**cassette tape**



**floppy disk**



**personal  
computer**



**printer**



**camera**



**smartphone**



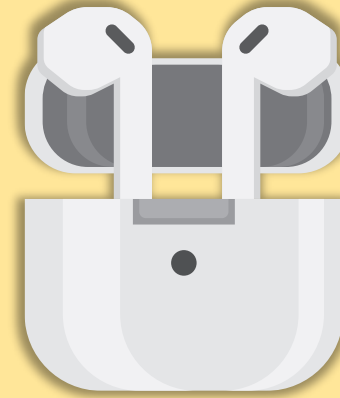





**socket**



**typewriter**



**earbuds**



**thumb drive**



**smartwatch**



**landline**





1. This earbud is \_\_\_\_\_ than the typewriter. (small)



2. Cassette tape is \_\_\_\_\_ than floppy disk. (long)



3. Smartphone is \_\_\_\_\_ than landline. (expensive)



4. The smartwatch is \_\_\_\_\_ than the regular watch. (smart)



5. Socket is \_\_\_\_\_ than earbuds. (cheap)



# Worksheet 2

## Directions:

Use the comparative adjective to compare two gadgets.



**Wrap it up!**



# Comparative

Adjectives		Comparative
one-syllable	young nice hot	younger nicer hotter
one-and two- syllable ending in-y	pretty dry	prettier drier
two-syllable or longer	expensive beautiful	more expensive more beautiful
irregular	good bad	better worse



บทเรียนครั้งต่อไป

# Use of Gadgets

สิ่งที่ต้องเตรียม

ใบงานที่ 1-2 เรื่อง Use of Gadgets



(สามารถดาวน์โหลดได้ที่ [www.dltv.ac.th](http://www.dltv.ac.th))



**“I guess the reality is, everybody today has so many gadgets.”**

**- Barbara Broccoli-**  
(American film producer)

