

รายวิชา ภาษาอังกฤษ

รหัสวิชา อ22102

ชั้นมัธยมศึกษาปีที่ 2

Gadget Revolution

ครูผู้สอน ครูสรวรยา อุตพรหม

ครูศุภณัฐ รักพงษ์



The background is a vibrant blue with various tech-related icons: a yellow sticky note, a blue smartphone, a black smartwatch with a blue face showing '10:10', a blue fitness band, a camera lens, and a laptop keyboard. A white dashed line forms a circle around the central text.

Gadget Revolution

จุดประสงค์การเรียนรู้

1. ออกเสียงคำศัพท์ บอกความหมายคำศัพท์เกี่ยวกับอุปกรณ์อิเล็กทรอนิกส์ประเภท gadget
2. อธิบายลักษณะและหน้าที่การทำงานของอุปกรณ์อิเล็กทรอนิกส์ประเภท gadget ได้



My Invention

Directions:

**Design and draw your own invention according to your imagination.
Write sentences to describe your invention below your drawing.**

My Invention

Name of invention.

What is it used for?

What is it made of ?

**How does the
invention work?**



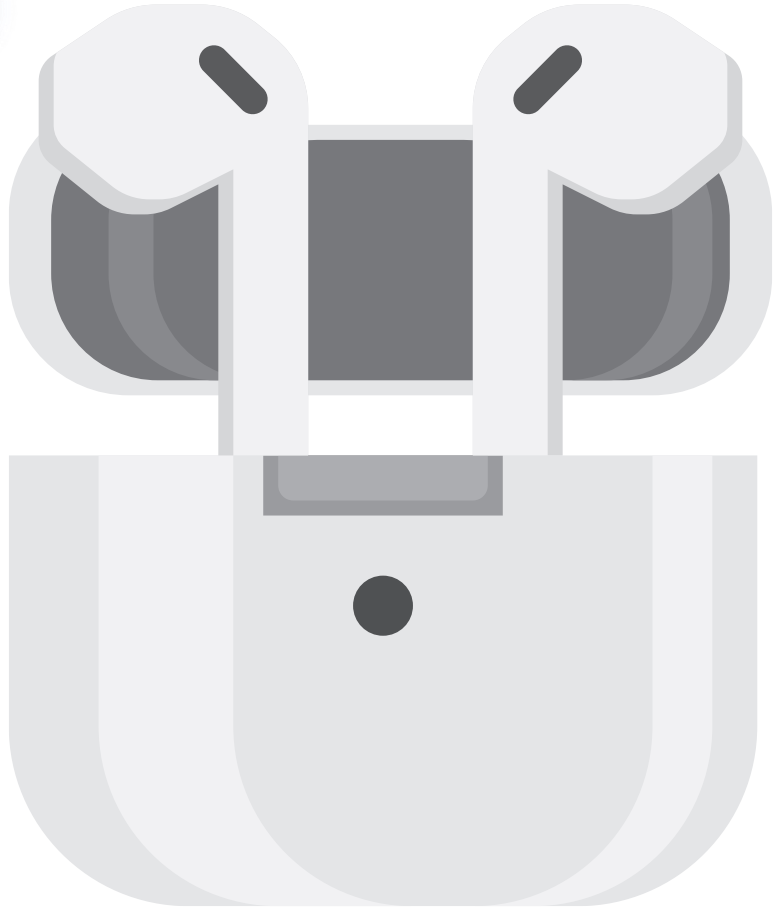


**Things we can't
believe didn't exist
when we were kids!**

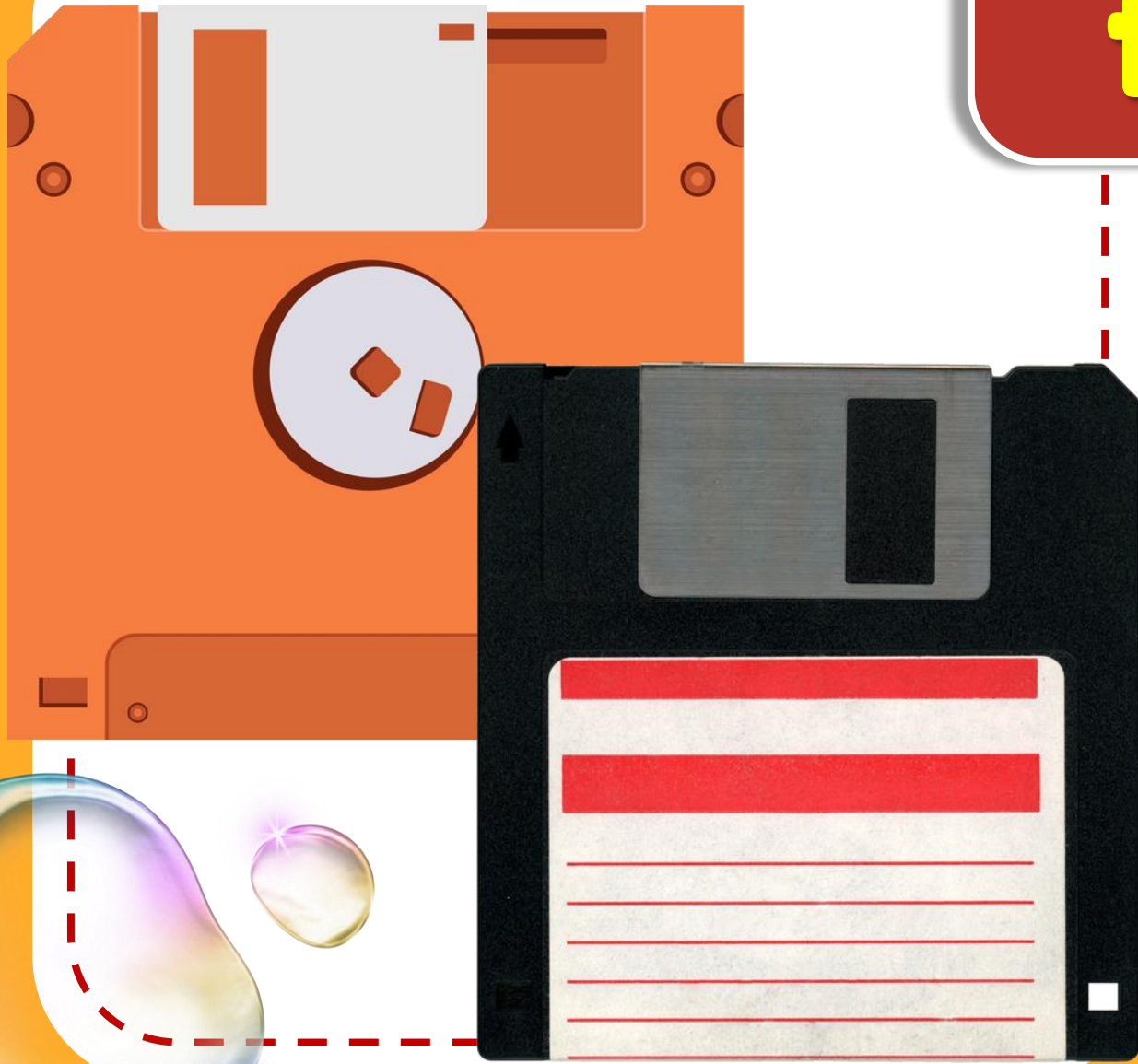


Vocabulary


earbuds (n.)



floppy disk (n.)




thumb drive (n.)




landline (n.)



typewriter (n.)



cassette tape (n.)



CD player (n.)





smart watch (n.)








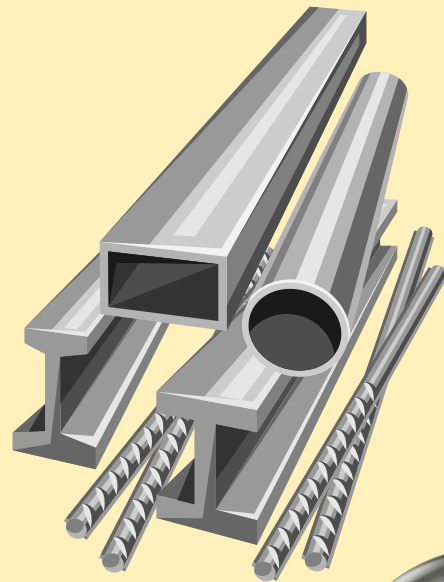
Types of Materials



rubber




metal




plastic





ceramics



glass



aluminum



Passive Voice

object + v.to be + v.3

Ex. Earbuds are used for listening.



Passive Voice

(Simple Present Tense)



It **is** used for listening to music.

It **is** made of plastic.

Passive Voice (Simple Past Tense)




It **was** used for calling to someone.

It **was** made of plastic.



Ex.

A laptop is **used for making
a report.**



Ex.

A laptop is made of aluminum.



Ex.

A floppy disk is made of metal and plastic.

Let's practice





Worksheet 1


Gadget Then and Now



Worksheet 1


Directions:


Write sentences to describe each gadget below.





Worksheet 1


Directions:
Write sentences
to describe each
gadget below.




















Wrap it up!





บทเรียนครั้งต่อไป

Famous Inventors

สิ่งที่ต้องเตรียม

บัตรภาพ / คำศัพท์



(สามารถดาวน์โหลดได้ที่ www.dltv.ac.th)



**Dreams about the future are
always filled with gadgets.**

- Neil deGrasse Tyson -

(an American astrophysicist, author, and science communicator)