

# รายวิชา ภาษาอังกฤษ

รหัสวิชา อ22102

ชั้นมัธยมศึกษาปีที่ 2

**I Will Survive.**

ครูผู้สอน ครูสรวรรยา อุดรพรหม

ครูปีนปีนัทธ์ แสงจันทร์



I Will Survive.





# จุดประสงค์การเรียนรู้

1. นักเรียนสามารถจับใจความสำคัญได้ถูกต้อง
2. นักเรียนสามารถถาม-ตอบเกี่ยวกับข้อมูล  
ภัยพิบัติทางธรรมชาติ โดยใช้โครงสร้าง

Future simple tense









Let's Play

# BINGO

START



# DISASTER



# BINGO





# BINGO




**volcano**



**earthquake**




**flood**



**drought**



**wildfire**



**global  
warming**




**cyclone**



**tsunami**



**hurricane**




**heatwave**





**lightning**



**greenhouse  
effect**



# DISASTER




# BINGO





# WHO WILL WIN?

**Shout "Bingo" if you get all three words!**







# BINGO




**volcano**



**earthquake**



**flood**



**drought**



**wildfire**



**global  
warming**




**cyclone**



**tsunami**



**hurricane**




**heatwave**



**lightning**



**greenhouse  
effect**



# Vocabulary





to **get a large quantity** of something so that you will have it for later use

**EX.** We made sure to **stock up** on food before the storm hit.

**stock up (phrasal verb)**



able to be **stored for a long time** before being eaten or used

EX. A supply of **nonperishable** food was kept for emergencies.

**nonperishable** (adj.)



an object that can hold something

EX. Store important things like passports in a waterproof **container**.

**container** (n.)





a strip of cloth that is used  
to cover an injury on  
someone's body to protect it

EX. He wrapped a **bandage**  
around his knee.



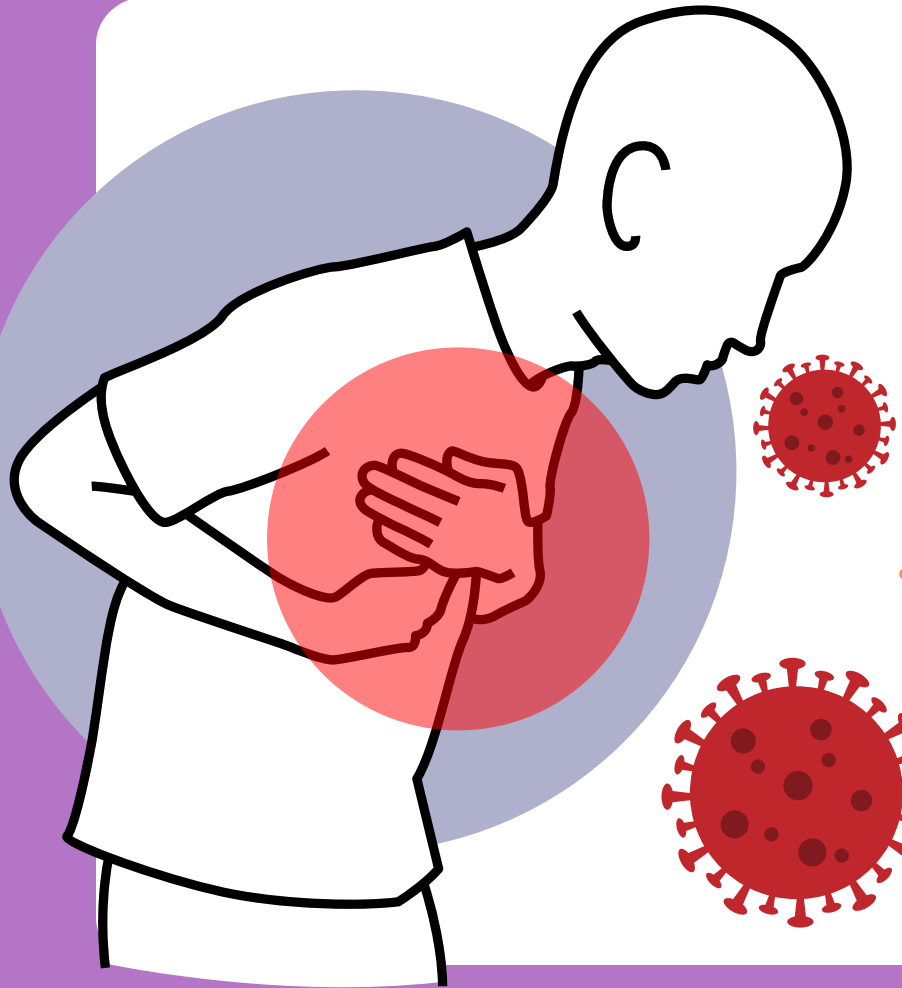
**bandage** (n.)



a device used for measuring temperature, especially of the air or in a person's body

EX. We checked the **thermometer** three times.

ther**m**ometer (n.)




a device used for measuring temperature, especially of the air or in a person's body

EX. We brought the **disease** back with us.

**disease** (n.)





to make something less pure or **make it poisonous**

EX. Tap water can become **contaminated** and no longer safe.

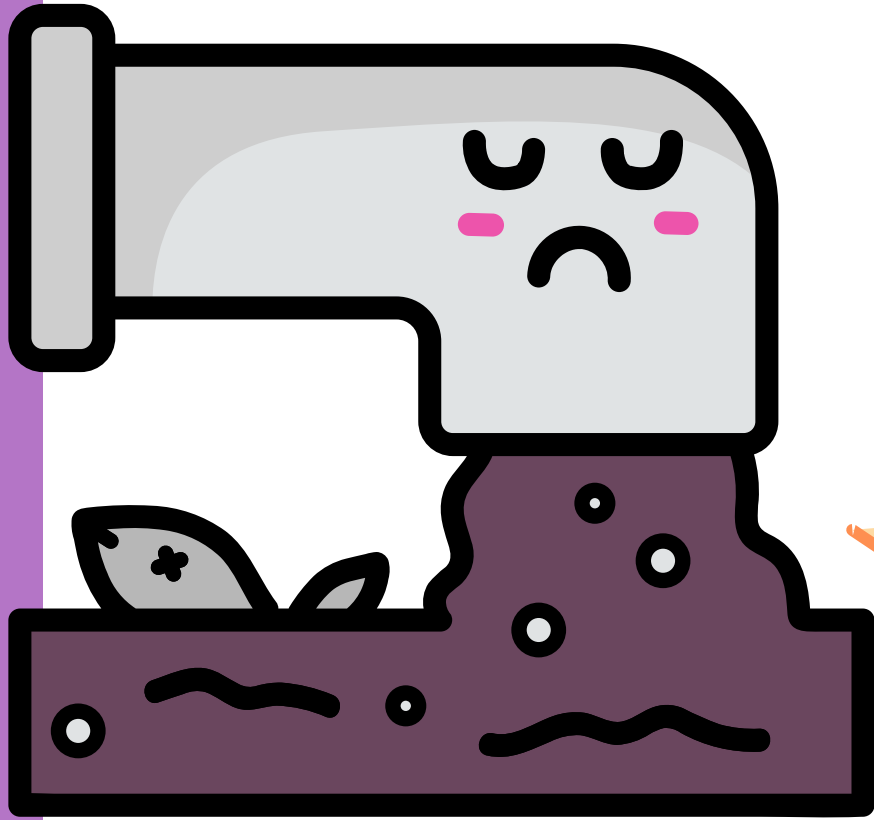
**contaminate** (v.)



**very serious**

**EX. Citizens of these regions have been alerted to possible **severe** food shortages and outbreaks of disease.**

**severe** (adj.)



**waste** and liquid from  
toilets

EX. Methane buildup in the  
**sewage** system.


**sewage** (n.)



to stay away from  
someone or something

EX. The CDC recommends  
that people **avoid** being  
near plumbing.

**a**void (v.)



useful or convenient

EX. A plier might come in **handy** one day.

**handy** adj.)




**What things will you prepare for the natural disaster?**



# Things to prepare for the natural disaster





**pliers (n.)**





**water (n.)**



**cellphone (n.)**




**weather radio (n.)**




**food (n.)**



**dust mask (n.)**



**First aid kit (n.)**



**whistle (n.)**

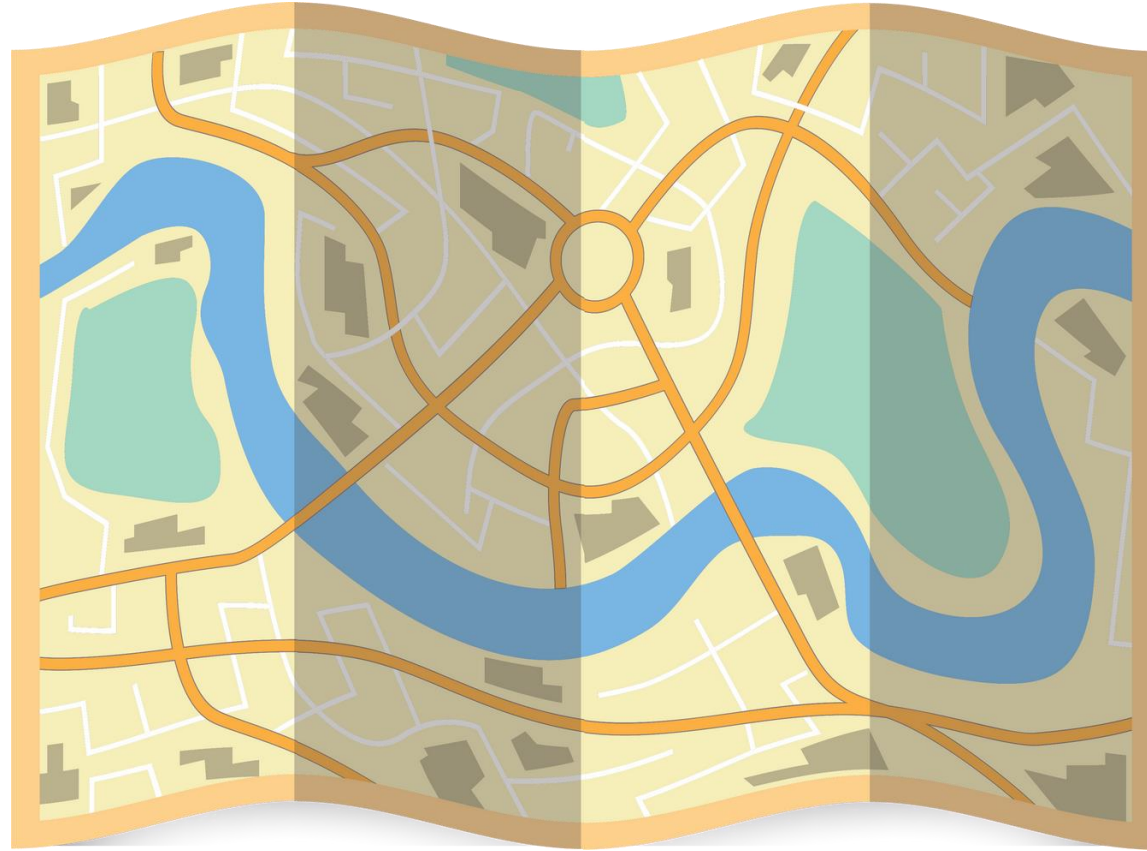


**can opener (n.)**





**flashlight (n.)**



**map (n.)**



**personal products (n.)**

## Let's Read

**Everything you  
need to know to  
prepare for the  
natural disaster.**



# Tune into local radio, NOAA radio, or local TV stations

**Always. These will have the latest information about the path of the storm, the fire, or whatever is headed your way. It's a good idea to find these channels ahead of time, so you're not scrambling at the last minute to tune in.**




# Stock up on nonperishable food, water and medicine

**You'll want to prepare supplies to last at least a week. Fill plastic bottles with water and load up on canned foods - the kind you can open without an electric can opener. You'll also want bread, nut butters, and so on. And don't forget prescription medicines.**




# ★ Fill your car with gas

**If you have to evacuate quickly, the last thing you want to do is fight long lines at the gas station or run out before reaching your destination.**



★ Store important documents like passports, Social Security cards, etc., in a waterproof container

**Losing these critical documents could make a bad situation even worse, but they're easy to forget about when in an emergency. If evacuating, make sure you bring them to your new destination.**







## ★ Have a first-aid kit ready

**That includes aspirin, bandages in multiple sizes, antibiotic creams, gauze, hand sanitizer, latex gloves, an emergency blanket, bug spray, thermometers, tweezers, and so on. You can never be too prepared.**





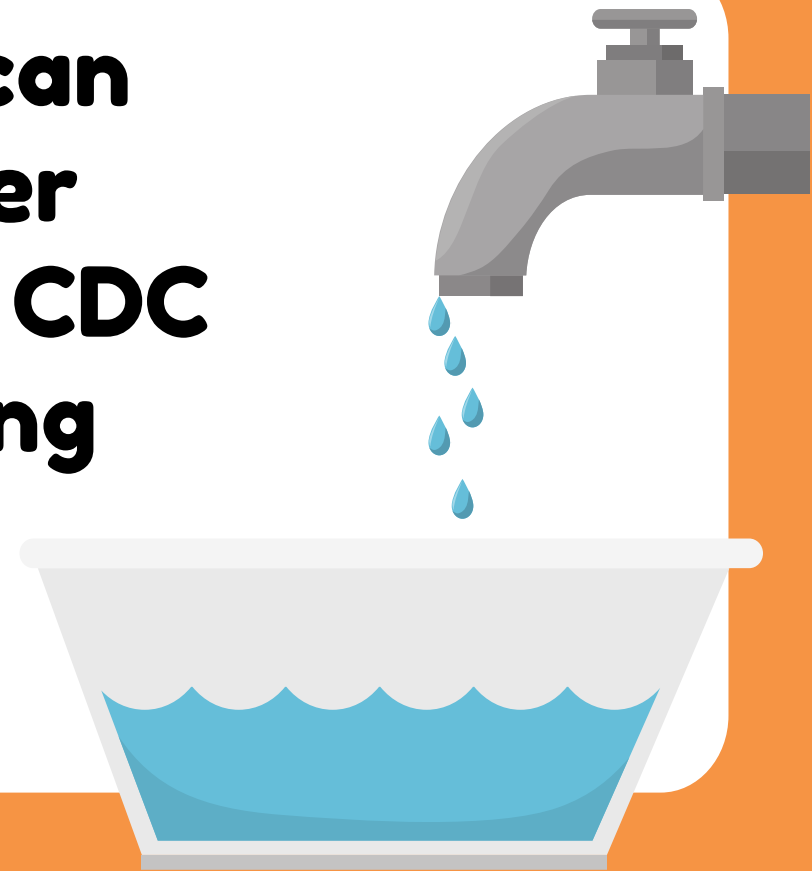
★ **Keep away from both standing water and floodwater**

**After Hurricane Katrina, studies showed that impacted areas had an increase in West Nile virus because of mosquitoes that thrive in standing water. But floodwater can also carry disease, be contaminated with sewage, or hide dangerous objects.**




# ★ Don't use tap water

**In floods or hurricanes, tap water can become contaminated and no longer safe. In severe thunderstorms, the CDC recommends that people avoid being near plumbing to avoid being struck by lightning.**



# ★ Charge your phone

**And keep it on low-battery mode. Phones are good to keep maps handy. Download them so you don't hog data or battery life, and bookmark or screenshot important pages.**





**1. What is the topic of the passage?**

**2. What will you prepare for the natural disaster?**

**3. What are the things you need to take/ bring for a natural disaster?**



1. Listen to your portable radio for important updates.
2. Prepare the plastic bottle , prescription medicines and fresh food.
3. In case of accident, fill up gas in a car before reaching your destination.
4. Keep your essential documents in a sealed bag.
5. Water from the tap is save to drink.
6. First aids supplies can save a life.
7. An emergency phone charger is potential in case of losing access to power.

T or F

T or F


T or F

T or F

T or F

T or F

T or F



## **Worksheet 2 :** **I will survive**

**Instruction C:**  
**Read the passage**  
**"Everything you**  
**need to know to**  
**prepare for the**  
**natural disaster"**  
**then answer T/F.**



# Let's Check



**1. Listen to your portable radio for important updates.**

**TRUE**

**2. Prepare the plastic bottle , prescription medicines and fresh food.**

**FALSE**

**3. In case of accident, fill up gas in a car before reaching your destination.**

**FALSE**



**4. Keep your essential documents in a sealed bag.**

TRUE

**5. Water from the tap is save to drink.**

FALSE

**6. First aids supplies can save a life.**

TRUE

**7. An emergency phone charger is potential in case of losing access to power.**


TRUE

**What things will you prepare  
for the natural disaster?**





I will prepare  
**First aid kit for  
the natural  
disaster.**



**I will take**  
**weather radio**  
**for the natural**  
**disaster.**





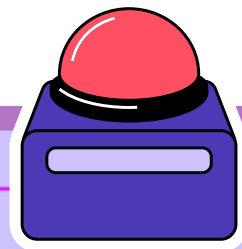
## Present Future Simple



**S + will + V. infinitive.**

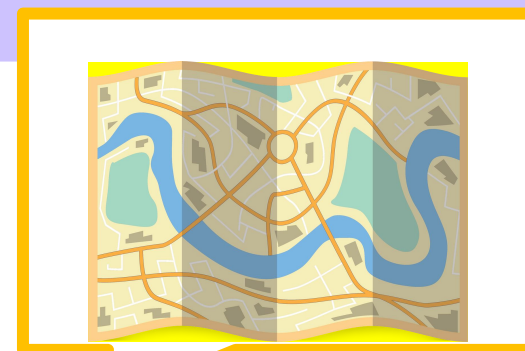


**S + will not + V. infinitive.**



**Could you look at the photo, then list things you will prepare for the natural disaster?**





A : **Will** you take /bring \_\_\_\_\_ during


the \_\_\_\_\_ ?



B: Yes, I **will**.




No, I **won't**. I **will** take / bring \_\_\_\_\_.






A : **Will** you take /bring \_\_\_\_\_ during


the \_\_\_\_\_ ?



B: Yes, I **will**.




No, I **won't**. I **will** take / bring \_\_\_\_\_.







## ASK & ANSWER




A : **Will** you take /bring \_\_\_\_\_ **during**  
the \_\_\_\_\_ ?



B: Yes, I **will**.



No, I **won't**. I **will** take / bring \_\_\_\_\_.





**List 3 things that you will prepare for the natural disaster.**

- 1. I will prepare \_\_\_\_\_.**
- 2. I will prepare \_\_\_\_\_.**
- 3. I will prepare \_\_\_\_\_.**

**Wrap it up!**



**What things will you prepare  
for the natural disaster?**





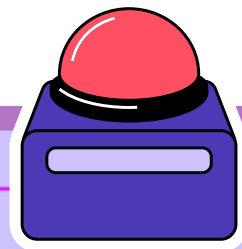
## Present Future Simple



**S + will + V. infinitive.**



**S + will not + V. infinitive.**



บทเรียนครั้งต่อไป


# It's All about the Weather.

สิ่งที่ต้องเตรียม

1. ใบงานที่ 1-3 เรื่อง It's all about the weather
2. บัตรคำ / รูปประโยค linking verb



(สามารถดาวน์โหลดได้ที่ [www.dltv.ac.th](http://www.dltv.ac.th))



**To live is to suffer, to survive is to  
find some meaning in the suffering.**

**- Friedrich Nietzsche -**

