

รายวิชา ภาษาอังกฤษ


รหัสวิชา อ22102

ชั้นมัธยมศึกษาปีที่ 2

Weather Report

ครูผู้สอน ครูสรวรรยา อุดรพรหม
ครูศุภณัฐ รักพงษ์

SPECIAL
REPORT





**What's the
weather going
to be like here?**



SPECIAL

REPORT



It looks like it's going to rain today.

SPECIAL

REPORT

Weather Report



จุดประสงค์ การเรียนรู้



1. ระบุภาพสัญลักษณ์และคำศัพท์เกี่ยวกับการพยากรณ์อากาศ
2. ระบุประโยคที่ใช้ถาม - ตอบเกี่ยวกับสภาพอากาศได้
3. ระบุโครงสร้างของ be going to + v.inf ที่ใช้ในการพยากรณ์สภาพอากาศได้





**GRAB THE
WORDS**



clear and sunny





foggy





rainy



thunderstorm





shower



windy



partly cloudy



hail




lightning





heavy snowy






WEATHER SYMBOLS



Weather Symbols



heavy snowy




clear and sunny

Weather Symbols



mist



showers

Weather Symbols



hail



thunderstorm

Weather Symbols




partly cloudy




foggy

Weather Symbols



humid




windy

Check Your Memory



Weather Symbols



heavy snowy




clear and sunny

Weather Symbols



mist



showers

Weather Symbols



hail



thunderstorm

Weather Symbols




partly cloudy




foggy

Weather Symbols



humid



windy

be going to
It is going to rain
this evening.



There **is going to** **be**
cloudy this
afternoon.

be going to

v.inf



MONDAY AUG.24 MORNING

CITY NAME

20°C
CLEAR



MONDAY AUG.24 AFTERNOON

CITY NAME

27°C
CLOUDY



MONDAY AUG.24 EVENING

CITY NAME

23°C
PARTLY CLOUDY



MONDAY AUG.24 NIGHT

CITY NAME

17°C
CLOUDY



TUE



30°C

WED



24°C

THU



28°C

FRI



30°C

SAT



30°C

SUN



33°C

What's the weather going to be like on _____?



**What's the
weather going
to be like here?**



It _____.



ใบงานที่ 1 เรื่อง Report my Sky
หน่วยการเรียนรู้ที่ 6 เรื่อง Weather Report
แผนการจัดการเรียนรู้ที่ 18 เรื่อง Weather Report
รายวิชา ภาษาอังกฤษ รหัสวิชา อ22102 ภาคเรียนที่ 2 ชั้นมัธยมศึกษาปีที่ 2

A. Directions: Imagine the weather in the next 2 days. Draw it in this box and draw a weather symbol to describe your weather forecast.



Your weather



B: Directions: Go to 4 friends and look at their weather forecast. Then answer the following question based on their pictures using 'be going to'.

1. Student 1: Name _____

Your weather forecast: _____

2. Student 1: Name _____

Your weather forecast: _____

3. Student 1: Name _____

Your weather forecast: _____

4. Student 1: Name _____

Your weather forecast: _____

Worksheet 1

Report my Sky




A Directions:

Imagine the weather in the next 2 days. Draw it in this box and draw a weather symbol to describe your weather forecast.

A: **Directions:**

Imagine the weather in the next 2 days.

Draw it in this box and draw a weather symbol to describe your weather forecast.




Q Your weather.....



B: Directions: Go to 4 friends and look at their weather forecast. Then answer the following question based on their pictures using **'be going to.'**

1. Student 1: Name _____


Your weather forecast:



Wrap it up



Weather Symbols



heavy snowy



clear and sunny

Weather Symbols



mist



showers

Weather Symbols



hail




thunderstorm

Weather Symbols




partly cloudy




foggy

Weather Symbols



humid



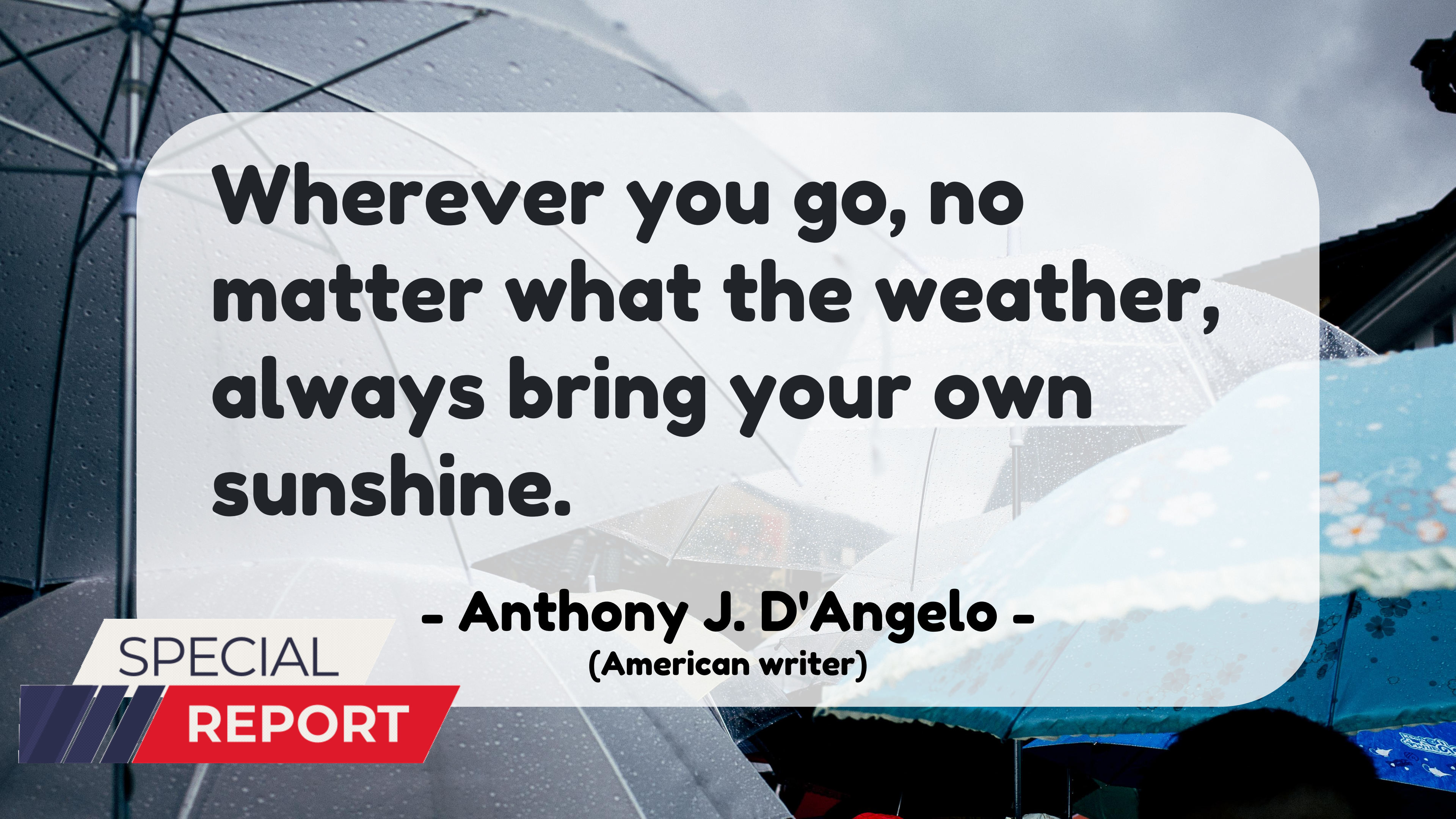
windy

**What's the
weather going
to be like here?**



**It is going to rain
this evening.**





**Wherever you go, no
matter what the weather,
always bring your own
sunshine.**

- Anthony J. D'Angelo -
(American writer)

SPECIAL

REPORT

บทเรียนครั้งต่อไป

Next Week's Weather

สิ่งที่ต้องเตรียม

ใบงานที่ 1 เรื่อง Next Week's Weather



(สามารถดาวน์โหลดได้ที่ www.dltv.ac.th)

