

# รายวิชา ภาษาอังกฤษ

รหัสวิชา อ22102

ชั้นมัธยมศึกษาปีที่ 2

**Be a Good  
Cyber Citizen.**

ครูผู้สอน ครูศุภณัฐ รักพงษ์

ครูสรวรรยา อุดรพรหม



**I cannot log in  
my Facebook  
account.**



**You **have to**  
use your real  
password.**



username

password

**I did, but it didn't work.**



**You **must** ask the technician to help.**



username

password

# Be a Good Cyber Citizen.



# จุดประสงค์การเรียนรู้

1. ระบุความแตกต่างของ must และ have to ได้
2. อ่านบทอ่านแล้วระบุว่าข้อใดเป็นสิ่งที่ควรหรือไม่ควรปฏิบัติในการใช้สื่อสังคมออนไลน์ได้

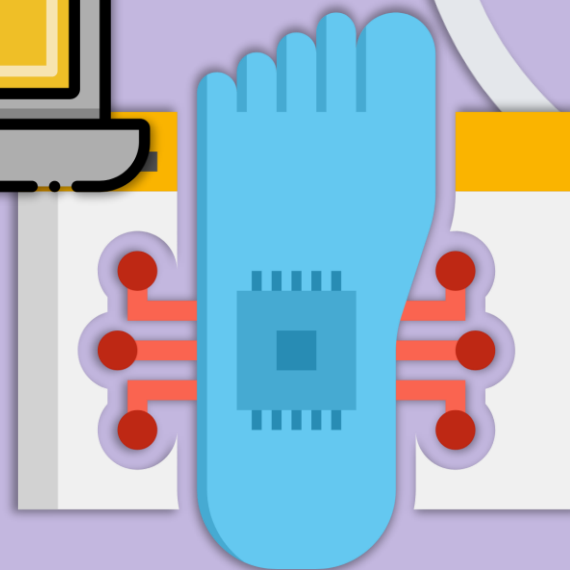


**trail (n.)**

 **LIKE &  
SHARE**



**footprint (n.)**



**reveal** (v.)





**advisable** (adj.)



**cautious** (adj.)




**SCAM  
ALERT**



# complex (adj.)



# identity (n.)



# Modal Verbs

**must**

**vs**

**have to**

# **must**

- a stronger point of view
- necessary

# **have to**

- need to do following the rules

# must

- a stronger point of view
- necessary


You **must** log off your online account after using it to protect your identity.



# must

- a stronger point of view
- necessary

You **must not** share personal information such as addresses, emails, and phone numbers.





# have to

- need to do  
following  
the rules


You **have to** respect  
the privacy  
of other people.



# have to

- need to do  
following  
the rules

You do not have to  
type all in  
**CAPITAL LETTERS.**



# must

**S + must + V<sub>inf</sub>**

**You must log off**



**You **must** log off  
your online account  
after using it  
to protect  
your identity.**




# must

**S + must not + V<sub>inf</sub>**

**You must not share**



**You must not share  
personal information  
such as addresses,  
emails, and  
phone numbers.**



# have to

S + have to + V<sub>inf</sub>

You have to respect



You **have to** respect  
the privacy  
of other people.

# have to



You **do not have to**  
type all in  
**CAPITAL LETTERS.**

**S + do not + have to + V<sub>inf</sub>**

**You do not have to type ...**

# Worksheet 1

## Find It!

### Part A

**Instructions:**  
**Read the passage**  
**“Netiquette”,**  
**then highlight**  
**“must, must not,**  
**have to, and**  
**do not have to”.**

ใบงานที่ 1 เรื่อง Find It!

หน่วยการเรียนรู้ที่ 5 เรื่อง Social Media

แผนการจัดการเรียนรู้ที่ 10 เรื่อง Be a Good Cyber Citizen.

รายวิชา ภาษาอังกฤษ รหัสวิชา อ22102 ภาคเรียนที่ 2 ชั้นมัธยมศึกษาปีที่ 2

Part A:

Instructions:

Read the passage “Netiquette”, then highlight “must, must not, have to, and do not have to”.

#### Netiquette

1. **Be polite.** Remember that you are not communicating with a computer screen, but with a people just like you. People can easily misunderstand your language. You do not have to type all in CAPITAL LETTERS. It looks like you’re shouting at someone. You must not forget to say please and thank you as appropriate.
2. **Be respectful.** Everyone has different feelings and opinions, and it is important to respect this online. You have to respect the privacy of other people. You must not share their personal information such as addresses, emails, phone numbers without permission. Sharing your own information is not a good idea.
3. **Be smart.** It’s always good to make new friends online. Remember to check before accepting new requests. You should add friends that you know. The internet is a great place to share content, but you must not believe everything you read. There may be someone who create fake news. If you’re not sure about what you’ve read, search, or google it.
4. **Be responsible.** You must not send messages unless you’ve read them and think it is good to share. You must not share embarrassing photos or posts about others. You have to make sure you have permission to post other people’s photos, videos, music or artworks. You must not take credit for other people’s work.
5. **Be patient.** If you find someone else’s mistakes on the net, do not bully them, just politely tell them how to do. They may be new to that social media site. Remember that we all make mistakes; have patience. If someone is being rude to you, block them or simply walk away. If they are bullying someone else, don’t join in. You should let parents or teachers know.

Source: <https://www.childnet.com/blog/online-etiquette-or-netiquette-the-dos-and-donts-of-online-communication->

**1. Be polite. Remember that you are not communicating with a computer screen, but with a people just like you. People can easily misunderstand your language. You do not have to type all in CAPITAL LETTERS. It looks like you're shouting at someone. You must not forget to say please and thank you as appropriate.**



**2. Be respectful. Everyone has different feelings and opinions, and it is important to respect this online. You have to respect the privacy of other people. You must not share their personal information such as addresses, emails, phone numbers without permission. Sharing your own information is not a good idea.**

**3. Be smart. It's always good to make new friends online. Remember to check before accepting new requests. You should add friends that you know. The internet is a great place to share content, but you must not believe everything you read. There may be someone who create fake news. If you're not sure about what you've read, search, or google it.**

**4. Be responsible. You must not send messages unless you've read them and think it is good to share. You must not share embarrassing photos or posts about others. You have to make sure you have permission to post other people's photos, videos, music or artworks. You must not take credit for other people's work.**

**5. Be patient. If you find someone else's mistakes on the net, do not bully them, just politely tell them how to do. They may be new to that social media site. Remember that we all make mistakes; have patience. If someone is being rude to you, block them or simply walk away. If they are bullying someone else, don't join in. You should let parents or teachers know.**



# **must / must not**

- 1. You must not forget to say please and thank you as appropriate.**
- 2. You must not share their personal information such as addresses, emails, phone numbers without permission.**

# **must / must not**

- 3. You must not believe everything you read.**
- 4. You must not send messages unless you've read them and think it is good to share.**
- 5. You must not share embarrassing photos or posts about others.**

# **must / must not**

**6. You must not take credit for other people's work.**



# **have to / do not have to**

- 1. You do not have to type all in CAPITAL LETTERS.**
- 2. You have to respect the privacy of other people.**
- 3. You have to make sure you have permission to post other people's photos, videos, music or artworks.**

# Worksheet 2

## must or have to

### Part A

ใบงานที่ 2 เรื่อง must or have to  
หน่วยการเรียนรู้ที่ 5 เรื่อง Social Media  
แผนการจัดการเรียนรู้ที่ 10 เรื่อง Be a Good Cyber Citizen.

รายวิชา ภาษาอังกฤษ รหัสวิชา อ22102 ภาคเรียนที่ 2 ชั้นมัธยมศึกษาปีที่ 2

Part A:

Instructions: Fill appropriate modal verbs (must/ must not, have to, don't have to) in the blanks.

1. When studying online, we \_\_\_\_\_ be on time as it is the rule.
2. You \_\_\_\_\_ turn on your microphone while teacher is speaking, or you can't hear her.
3. You \_\_\_\_\_ use the 'chat' function to ask a question.
4. We \_\_\_\_\_ post our addresses and phone numbers on Facebook.
5. You \_\_\_\_\_ take credit for other people's work.
6. We \_\_\_\_\_ be patient with people who are new to the internet.
7. You \_\_\_\_\_ avoid sharing embarrassing photos or posts about others.
8. We \_\_\_\_\_ comment other people's post with rude words.
9. We \_\_\_\_\_ believe online fake news.

**Instructions:**  
**Fill appropriate modal verbs (must/ must not, have to, don't have to) in the blanks.**



1

When studying online, we have to be on time as it is the rule.



2

You have to turn on your microphone while teacher is speaking, or you can't hear her.



3

You have to use the 'chat' function to ask a question.



4

We must not post our addresses and phone numbers on Facebook.



5

You have to give credit to the owner of the work.



6

We must be patient with people who are new to the internet.



You **must** avoid sharing embarrassing photos or posts about others.



We **must not** comment other people's post with rude words.



We **must not** believe online fake news.



# Worksheet 2

## must or have to

### Part B

**Instructions:**  
**Create your own sentences using “must” or “have to”.**

Part B:

Instructions: Create your own sentences using “must” or “have to”.

1. \_\_\_\_\_
2. \_\_\_\_\_
3. \_\_\_\_\_

Let's Review!



# **must**

- a stronger point of view
- necessary

# **have to**

- need to do following the rules



# must

**S + must + V<sub>inf</sub>**

**You must log off**



**You **must** log off  
your online account  
after using it  
to protect  
your identity.**




# must

**S + must not + V<sub>inf</sub>**

**You must not share**



**You must not share  
personal information  
such as addresses,  
emails, and  
phone numbers.**



# have to

**S + have to + V<sub>inf</sub>**

**You have to respect**



**You have to respect  
the privacy  
of other people.**

# have to



You **do not have to**  
type all in  
**CAPITAL LETTERS.**

**S + do not + have to + V<sub>inf</sub>**

**You do not have to type ...**

บทเรียนครั้งต่อไป

# Online Privacy

สิ่งที่ต้องเตรียม

ใบงานที่ 1 “A Poster for You”

ใบความรู้ที่ 1 “Security Tips for Privacy on Social Media”



(สามารถดาวน์โหลดได้ที่ [www.dltv.ac.th](http://www.dltv.ac.th))





**Every digital citizen should have a plan and a vision.**

**Before you begin on social media,  
design a blueprint of how you want your overall  
digital footprint to look to a global audience.**

**~ Germany Kent~**