

รายวิชา ภาษาอังกฤษ

รหัสวิชา อ22102

ชั้นมัธยมศึกษาปีที่ 2

Digital Footprint

ครูผู้สอน ครูศุภณัฐ รักพงษ์


ครูสรวรยา อุทรพรหม



Teacher Game



Teacher Game



Digital Footprint



จุดประสงค์การเรียนรู้

นักเรียนอ่านและตอบคำถาม
เกี่ยวกับเรื่องรอยเท้าบนโลกดิจิทัล
(Digital Footprint) ได้






trail (n.)

a series of activities that someone does



footprint (n.)

the mark
made by
a person



reveal (v.)

to make
something
known



advisable (adj.)

being good
to do
something



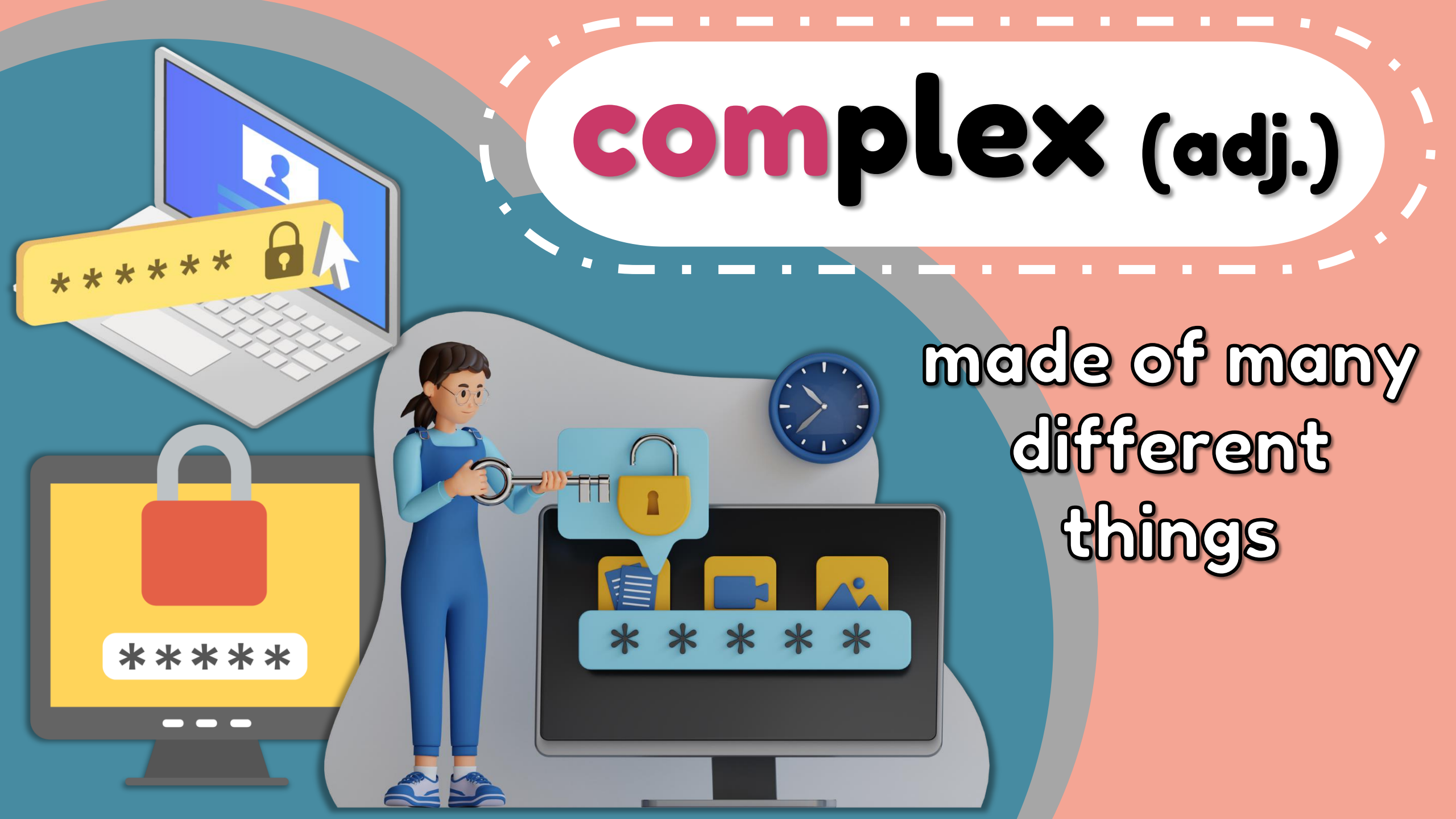
cautious (adj.)

being
careful




complex (adj.)

made of many
different
things



identity (n.)

a name and
facts of
a person



Let's Review!






trail (n.)

a series of activities that someone does



footprint (n.)

the mark
made by
a person



reveal (v.)

to make
something
known



advisable (adj.)

being good
to do
something



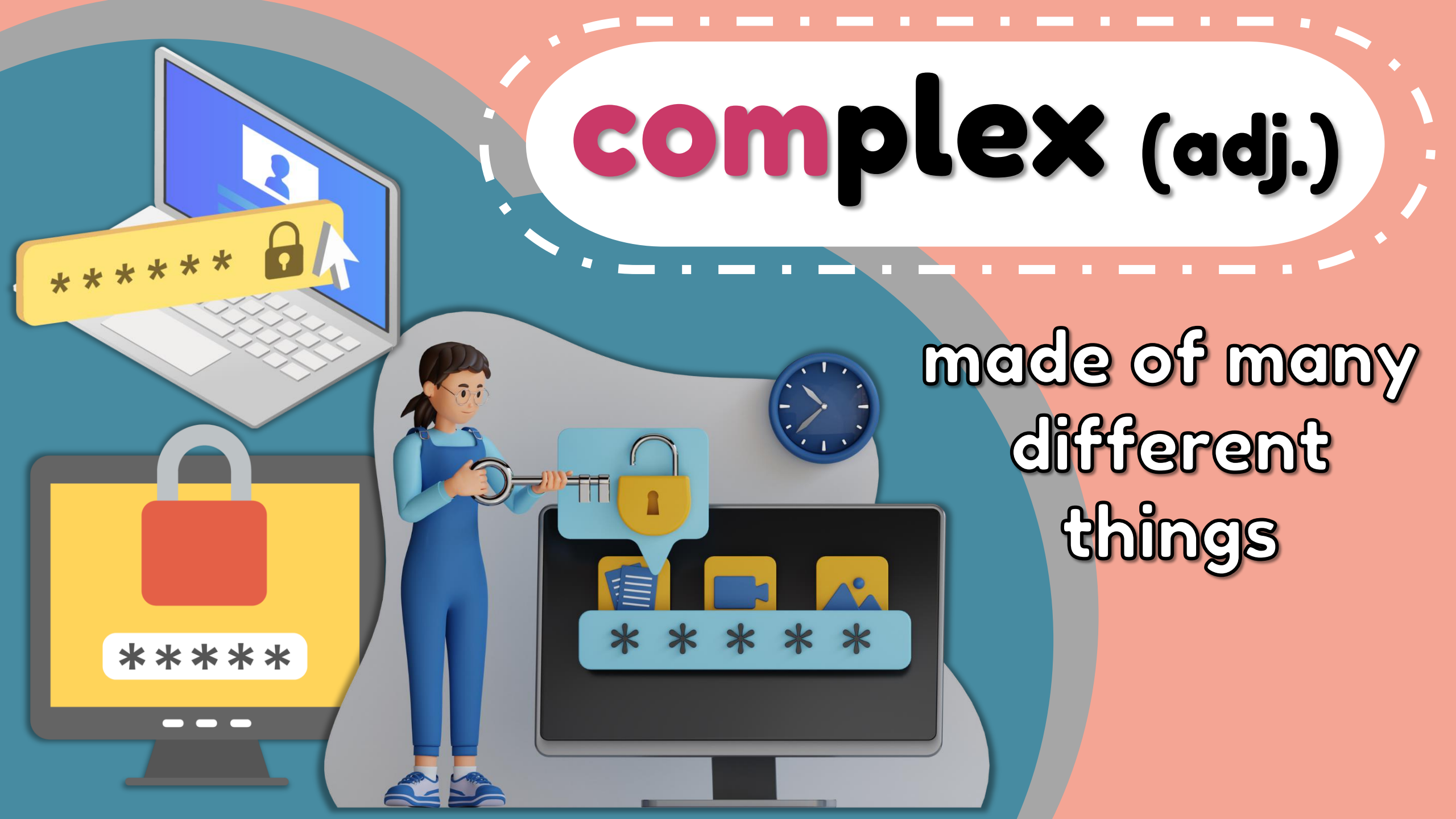
cautious (adj.)

being
careful




complex (adj.)

made of many
different
things



identity (n.)

a name and
facts of
a person



Before Reading

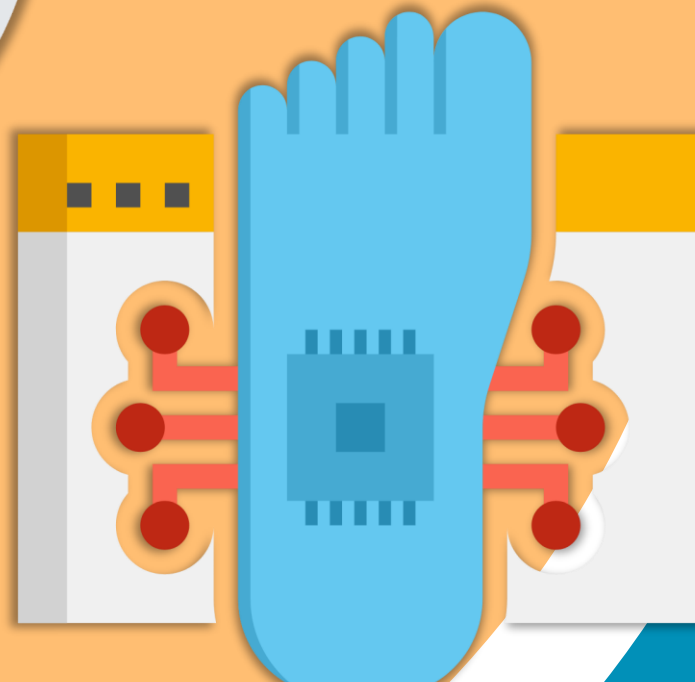


What is a digital footprint ?


How many tips are there

to take care of digital footprints ?

Digital Footprint




Every time you go online you leave a trail like a footprint. It reveals where you've been, what you've been doing there, and how long you stayed.



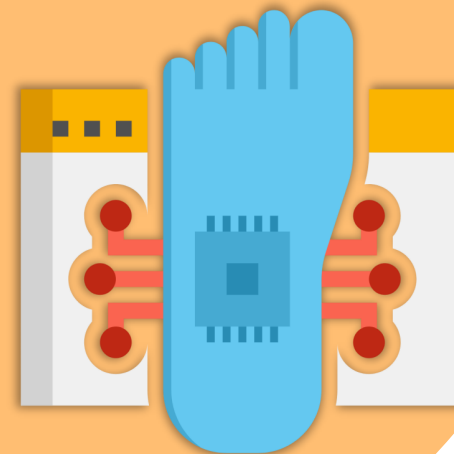
Every time you register for an online service, send an email, download a video or upload a photo, the information can be accessed and your digital footprint can be revealed.



**It is advisable to be aware of
your digital footprint and
to be cautious when you are online.**

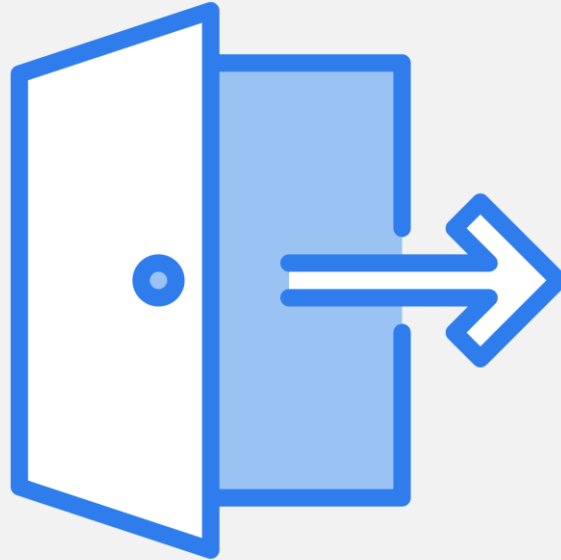


Four top tips for taking care of your digital footprint



1

Don't forget to log off when you leave a website, especially if you are using a shared computer. If you don't, someone can easily pretend to be you!




2

Don't tell anyone your passwords. Make them more complex by using a combination of letters, numbers and punctuation marks.



3

If you want to post any comments online, you shouldn't use your own name. Create a nickname to use instead. You can also use a picture instead of a real photo.



4

Protect your identity online. Be careful about who you share personal information with and always think twice before sharing details like your email, home address, school or phone number with someone.



Worksheet 1

Reading Comprehension



ใบงานที่ 1 เรื่อง Reading Comprehension
หน่วยการเรียนรู้ที่ 5 เรื่อง Social Media
แผนการจัดการเรียนรู้ที่ 9 เรื่อง Digital Footprint
รายวิชา ภาษาอังกฤษ รหัสวิชา อ21102 ภาคเรียนที่ 2 ชั้นมัธยมศึกษาปีที่ 2

Instructions: Read the passage and choose the best answer.

1. When you go online, you _____.
 - a. can choose what information is recorded about you
 - b. leave a trail showing what you've been doing
 - c. send your information to the website's owner
2. If people search for information about you, what can they find about you?
 - a. Your bookmarked website
 - b. Your digital footprint
 - c. Your password
3. Someone could pretend to be you if you don't log off when _____.
 - a. leaving a site
 - b. posting a comment
 - c. uploading a video
4. You should make your passwords difficult to guess by _____.
 - a. including all capital letters
 - b. using a symbol
 - c. making them complex

Instructions:
Read the passage
and choose
the best answer.




Animals' Answers





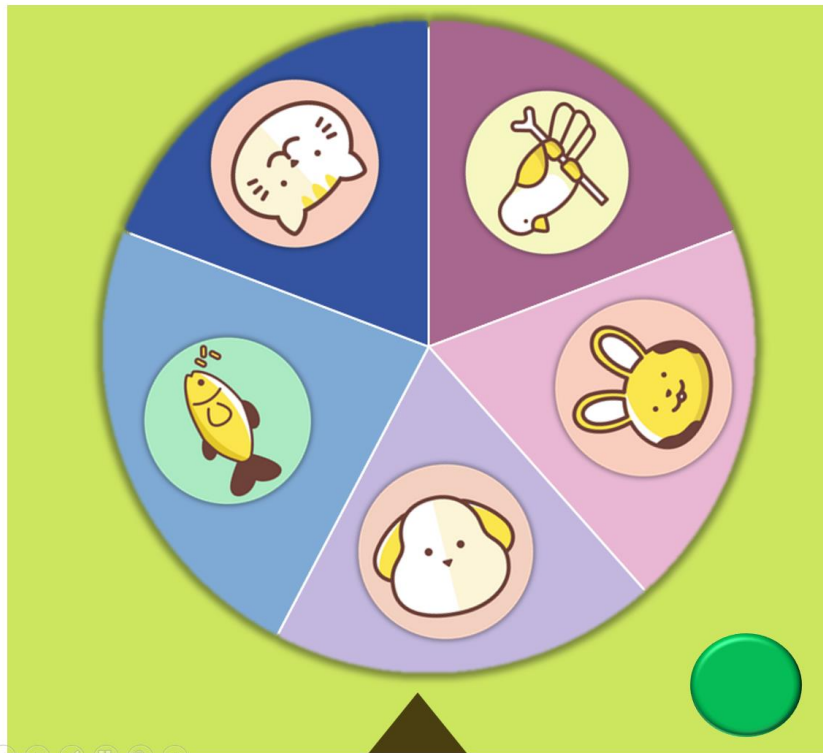
1. Get into groups of 5.




2. Give an animal role to each member.

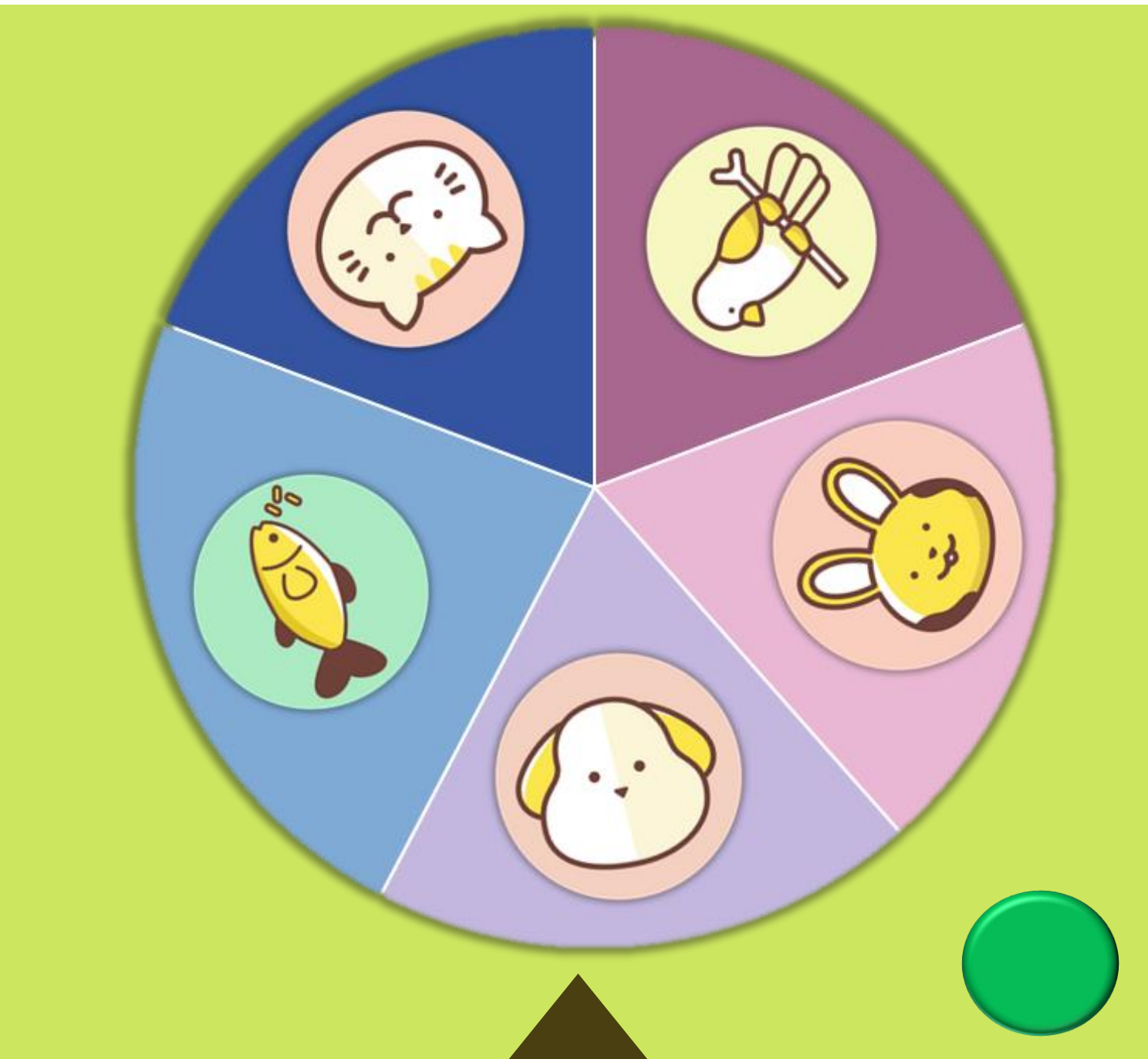


3. Spin the wheel to find a lucky animal.



4. A person with the lucky animal role answers the question.





Question 1

Question 2

Question 3

Question 4




1 When you go online, you _____.

a. can choose what information is recorded about you

b. leave a trail showing what you've been doing

c. send your information to the website's owner

Every time you go online you leave a trail like a footprint. It reveals where you've been, what you've been doing there, and how long you stayed.






**If people search for information about you,
what can they find about you?**

a. Your bookmarked website

b. Your digital footprint

c. Your password

Every time you register for an online service, send an email, download a video or upload a photo, the information can be accessed and your digital footprint can be revealed.





Someone could pretend to be you if you don't log off when _____.


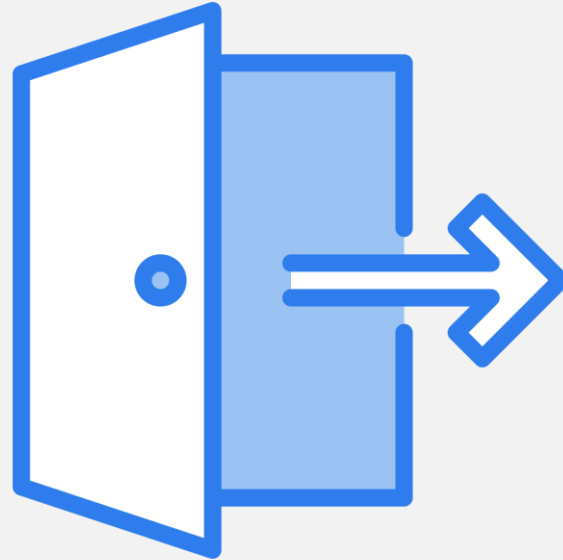
a. leaving a site

b. posting a comment

c. uploading a video

1

Don't forget to log off when you leave a website, especially if you are using a shared computer. If you don't, someone can easily pretend to be you!





You should make your passwords difficult to guess by _____.


a. including all capital letters

b. using a symbol

c. making them complex

2

Don't tell anyone your passwords. Make them more complex by using a combination of letters, numbers and punctuation marks.



Worksheet 2

My Tips

ใบงานที่ 2 เรื่อง My Tips

หน่วยการเรียนรู้ที่ 5 เรื่อง Social Media

แผนการจัดการเรียนรู้ที่ 9 เรื่อง Digital Footprint

รายวิชา ภาษาอังกฤษ รหัสวิชา อ21102 ภาคเรียนที่ 2 ชั้นมัธยมศึกษาปีที่ 2

Instructions: Write two tips for taking care of your digital footprint and share with your classmates.

1

2

Instructions:
**Write two tips
for taking care of
your digital footprint
and share with
your classmates.**

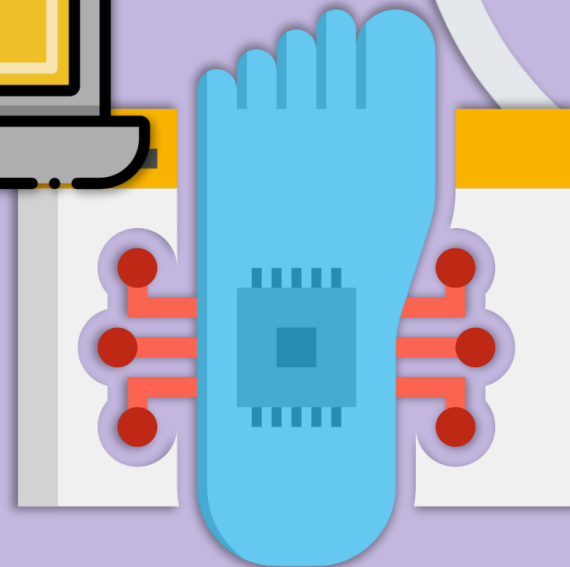
Let's Review!



trail (n.)



footprint (n.)



reveal (v.)




advisable (adj.)



cautious (adj.)



**SCAM
ALERT**



complex (adj.)



identity (n.)



บทเรียนครั้งต่อไป

Be a Good Cyber Citizen.

สิ่งที่ต้องเตรียม

ใบงานที่ 1 “Find It!”

ใบงานที่ 2 “must or have to”



(สามารถดาวน์โหลดได้ที่ www.dltv.ac.th)



**Your digital footprints
speak volumes than your CV.**

~ Bernard Kelvin Clive~

