

รายวิชา ภาษาอังกฤษ

รหัสวิชา อ23102 ชั้นมัธยมศึกษาปีที่ 3

Being a Virtual Trip Organizer

ครูผู้สอน ครูวัลลภ ใจหมั่น

ครูธีรวุฒิ ศรีสวัสดิ์



Unit 7

Tourist Attractions



Being a Virtual Trip Organizer






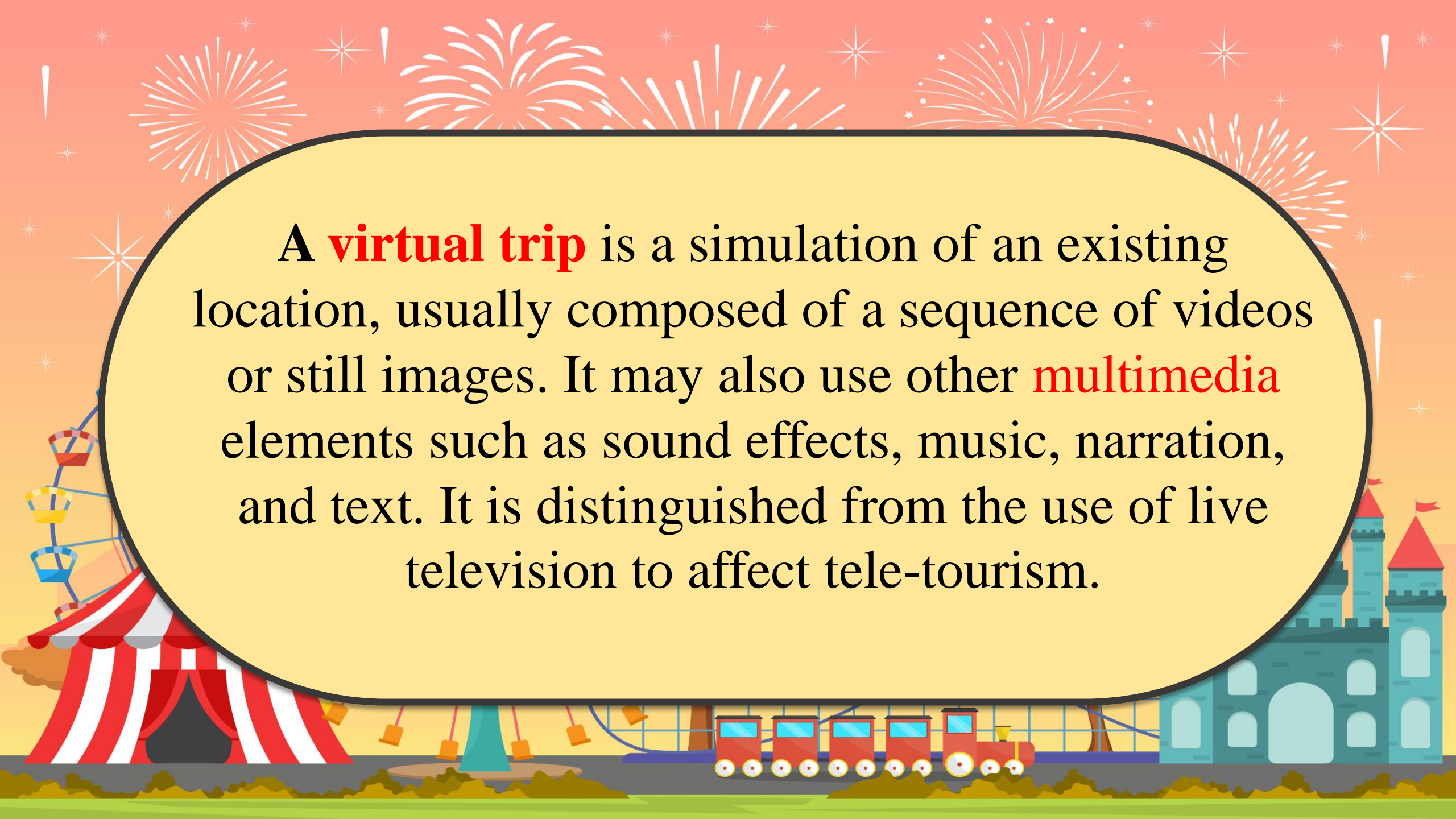
จุดประสงค์การเรียนรู้

พูดให้เหตุผลเกี่ยวกับสถานที่ท่องเที่ยวที่ชื่นชอบได้ถูกต้อง



What is a **virtual trip**?



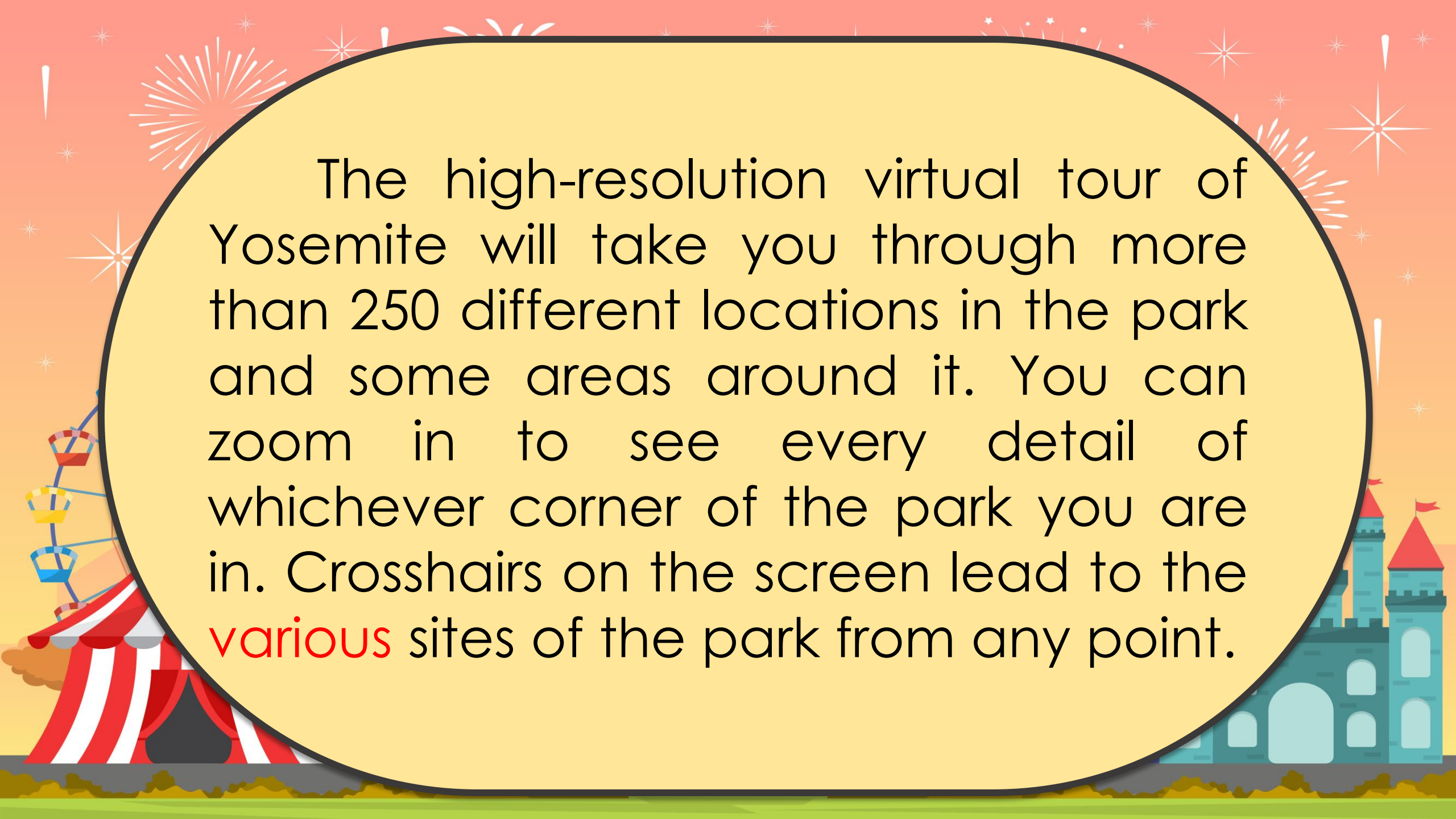


A **virtual trip** is a simulation of an existing location, usually composed of a sequence of videos or still images. It may also use other **multimedia** elements such as sound effects, music, narration, and text. It is distinguished from the use of live television to affect tele-tourism.

Yosemite National Park



<https://www.virtuallyosemite.org/virtual-tour/#node67>



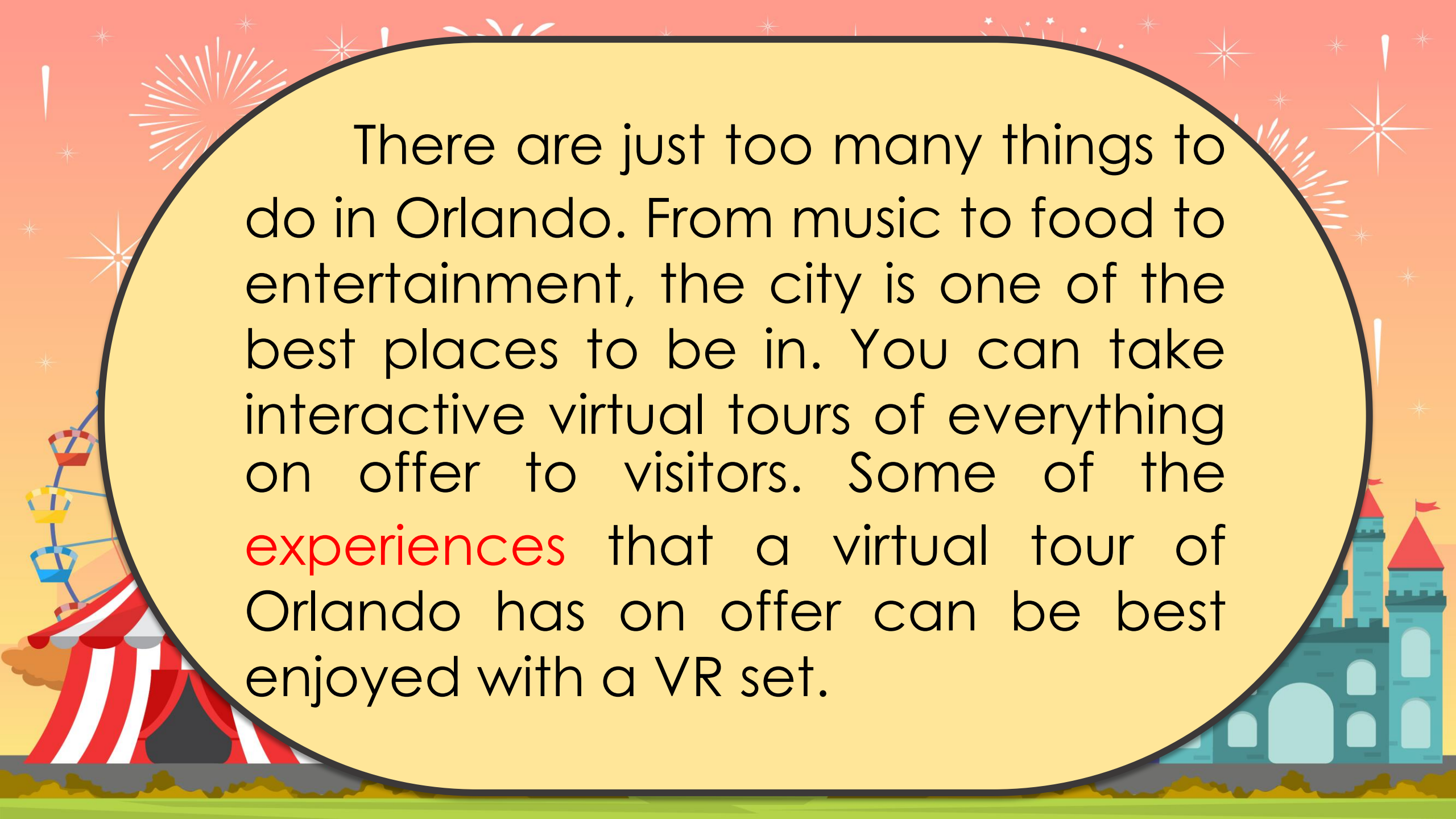
The high-resolution virtual tour of Yosemite will take you through more than 250 different locations in the park and some areas around it. You can zoom in to see every detail of whichever corner of the park you are in. Crosshairs on the screen lead to the **various** sites of the park from any point.

Tour of Orlando




<https://www.visitorlando.com/things-to-do/virtual-tours/>





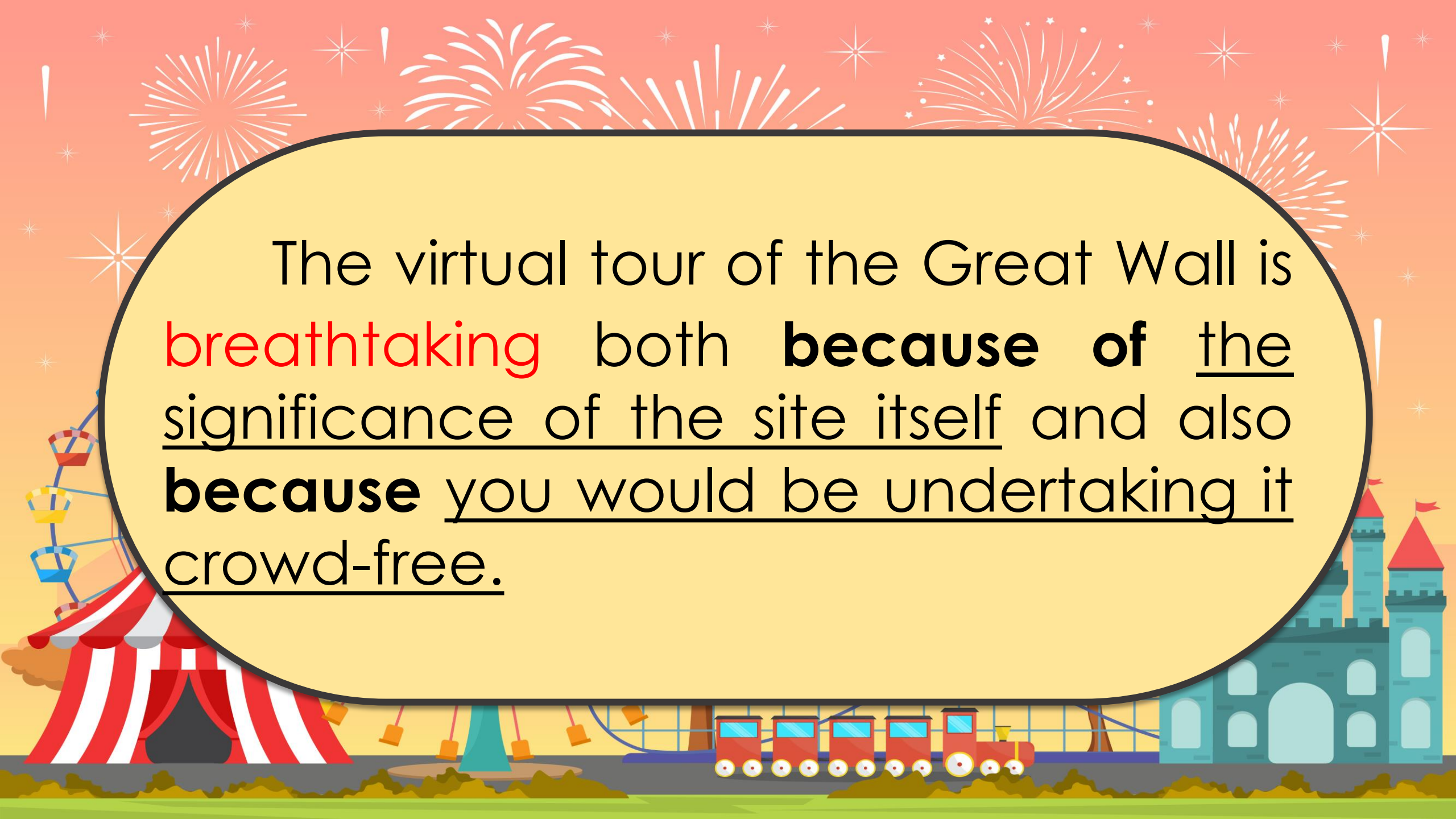
There are just too many things to do in Orlando. From music to food to entertainment, the city is one of the best places to be in. You can take interactive virtual tours of everything on offer to visitors. Some of the **experiences** that a virtual tour of Orlando has on offer can be best enjoyed with a VR set.

The Great Wall of China



<https://www.thechinaguide.com/destination/great-wall-of-china>





The virtual tour of the Great Wall is **breathhtaking** both **because of the significance of the site itself** and also **because you would be undertaking it crowd-free.**

Exercise 1



Instructions :

Match the words with
the definitions.



- | | |
|-----------------------|--|
| _____ 1. virtual trip | _____ A. (n.) the use of a combination of moving and still pictures, sound, music, and words, especially in computers or entertainment |
| _____ 2. multimedia | _____ B. (adj.) very good, beautiful, or deserving to be admired |
| _____ 3. breathtaking | _____ C. (adj.) enjoyable, attractive, friendly, or easy to like |
| _____ 4. experience | _____ D. (adj.) many different |
| _____ 5. magnificent | _____ E. (adv.) in a very pleasant, attractive, or enjoyable way |
| _____ 6. delightfully | _____ F. (n.) a simulation of an existing location, usually composed of a sequence of videos or still images |
| _____ 7. pleasant | _____ G. (n.) knowledge or skill from doing, seeing, or feeling things |
| _____ 8. various | _____ H. (adj.) extremely exciting, beautiful, or surprising |

Exercise 1



1. virtual trip

F. (n.) a simulation of an existing location, usually composed of a sequence of videos or still images



Exercise 1



2. multimedia

A. (n.) the use of a combination of moving and still pictures, sound, music, and words, especially in computers or entertainment



Exercise 1



3. breathtaking

H. (adj.)
extremely exciting, beautiful,
or surprising



Exercise 1



4. experience

G. (n.) knowledge or skill from doing, seeing, or feeling things



Exercise 1



5. magnificent

B. (adj.) very good, beautiful, or deserving to be admired



Exercise 1



6. delightfully

E. (adv.)
in a very pleasant, attractive,
or enjoyable way



Exercise 1



7. pleasant

C. (adj.)
enjoyable, attractive, friendly,
or easy to like



Exercise 1

8. various



D. (adj.) many different



Worksheet



Instructions :

Present your own virtual trip. Give at least 4 reasons why you chose that place.



I would like to present you about

Draw the picture of the chosen place.

My best place is

because

.....
.....
.....
.....
.....
.....
.....

Wrap up!

The virtual tour of the Great Wall is breathtaking both **because of the significance of the site itself** and also **because you would be undertaking it crowd-free.**

Giving reason(s)



บทเรียนครั้งต่อไป

เรื่อง **Our Virtual Trip Day Promotion**



สิ่งที่ต้องเตรียม

1. ใบความรู้ที่ 1 เรื่อง Making Suggestions
2. ใบงานที่ 1 เรื่อง Attractive Viewpoints of an Interesting Place
3. ใบกิจกรรมที่ 1 เรื่อง Suggest an interesting place



(สามารถดาวน์โหลดได้ที่ www.dltv.ac.th)