

รายวิชาภาษาอังกฤษ

รหัสวิชา อ16101

ชั้นประถมศึกษาปีที่ 6

เรื่อง **Things in My Classroom (1)**

ครูผู้สอน อัญชลี สุวรรณบุตร


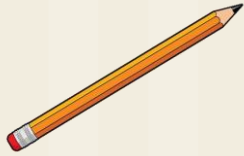


Things in My Classroom


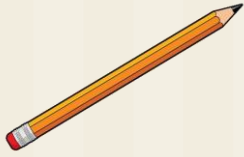
(1)




Remember me!



Things in Classroom!





Objectives



The students can be able to

- pronounce and give the meanings of vocabulary words related to classroom items.
- ask and answer questions about the usefulness of things.




Time to learn!; Classroom Items

A calculator



Time to learn!; Classroom Items

A dictionary



Time to learn!; Classroom Items

A globe



Time to learn!; Classroom Items

scissors



Time to learn!; Classroom Items

A poster




Time to learn!; Classroom Items

A glue



Time to learn!; Classroom Items

A calendar



Time to learn!; Classroom Items

A bookshelf



A board





Time to review!

A calendar

A poster

A calculator

A board

scissors

A dictionary

A bookshelf

A globe

A glue

Time to learn!

What can we do with glue?



We can stick something together with it.



What can we do with a dictionary?



We can find the meanings of words.



Time to learn!

We can stick something together with it.



We can find the meanings of words.



subject



can



verb1



complement

Time to learn!

What is glue for?



It is for sticking something together.



What is a dictionary for?



It is for finding the meanings of words.



Time to learn!

It is for sticking something together.



It is for finding the meanings of words.



subject



Verb to
be



for



Verb1 + ing

gerund



complement

Worksheet 4 :

Things in My Classroom

Instructions:

Match the letters with the words.

Instructions: Match the letters with the words.
คำสั่ง: เติมตัวอักษร a - j หน้าคำศัพท์ให้เหมาะสม



..... 1. calculator 6. table
..... 2. globe 7. blackboard
..... 3. desk 8. board
..... 4. bookshelves 9. glue
..... 5. posters 10. desk

Worksheet 4



.....**h**..... 1. calculator

.....**e**..... 2. globe

.....**c**..... 3. desk

.....**d**..... 4. bookshelves

.....**a**..... 5. posters



Worksheet 4

.....**i**..... 6. table

.....**f**..... 7. blackboard

.....**g**..... 8. board

.....**b**..... 9. glue

.....**j**..... 10. **map**

Worksheet 5 :

Matching



Instructions A:
Match the sentences
with the pictures.

Instructions A: Match the sentences with the pictures.

คำสั่ง A : จับคู่ประโยคและรูปภาพ

1. We find words and meanings in it.
2. We can cut things with them.
3. We can surf the Internet with it.
4. We can find our country on it.
5. We can post some information on it.
6. It is for calculating.
7. It is for sticking paper.
8. It is for putting the flowers in.
9. It is for keeping the book neat and clean.
10. It is for telling the date.



Worksheet 5 (Instructions A)

1. We find words and meanings in it.



2. We can cut things with them.



3. We can surf the Internet with it.



4. We can find our country on it.

5. We can post some information on it.



Worksheet 5 (Instructions A)

6. It is for calculating.
7. It is for sticking paper.
8. It is for putting the flowers in.
9. It is for keeping the book neat and clean.
10. It is for telling the date.



(Key) Worksheet 5 (Instructions A)

1. We find words and meanings in it.



2. We can cut things with them.



3. We can surf the Internet with it.



4. We can find our country on it.




5. We can post some information on it.




(Key) Worksheet 5 (Instructions A)

6. It is for calculating.



7. It is for sticking paper.



8. It is for putting the flowers in.



9. It is for keeping the book neat and clean.



10. It is for telling the date.



Worksheet 5 :

Matching



Instructions B:

Answer the questions by using the sentences from Instruction A.

Instructions B: Answer the questions by using the sentences from Instruction A.

คำสั่ง B : เลือกคำตอบโดยใช้ประโยคจากคำสั่ง A

1. What can we do with a bookshelf?

.....

2. What can we do with scissors?

.....

3. What can we do with a vase?

.....

4. What can we do with a globe?

.....

5. What is a calendar for?

.....

6. What is a dictionary for?

.....

7. What is a board for?

.....

8. What is a computer for?

.....

Worksheet 5 (Instructions B)

1. What can we do with a bookshelf?

.....*We can keep the book neat and clean.*.....

2. What can we do with scissors?

.....*We can cut things with them.*.....

3. What can we do with a vase?

.....



Worksheet 5 (Instructions B)

4. What can we do with a globe?

.....

5. What is a calendar for?

..... *It is for telling the dates.*

6. What is a dictionary for?

..... *It is for finding words and meanings.*



Worksheet 5 (Instructions B)

7. What is a board for?

.....

8. What is a computer for?

.....



คำชี้แจงกิจกรรมนักเรียน

นักเรียนทำใบงานที่ 5
คำสั่ง B จำนวน 4 ข้อ
(ข้อที่ 3,4,7,8)
เป็นการบ้าน



คำชี้แจงบทบาทครูปลายทาง

1. อธิบายคำสั่งในใบงานที่ 5 คำสั่ง B ให้นักเรียนฟังอีกครั้ง
2. คอยให้ความช่วยเหลือนักเรียนระหว่างทำใบงาน
3. สังเกตและตรวจสอบการเขียน คำศัพท์ และการใช้ประโยค ของนักเรียนให้ถูกต้องตามที่เรียน



Wrap Up



find our country

subject



can



verb1



complement

We can find our country with it.

subject



Verb to
be



for



gerund



complement

It is for finding our country.



surf the Internet



We can surf the Internet with it.



It is for surfing the Internet.

บทเรียนครั้งต่อไป

Things in My Classroom (2)



สิ่งที่ต้องเตรียม

1. ใบความรู้ที่ 1 เรื่อง Possessive Form
2. ใบงานที่ 6 เรื่อง Whose is This

สามารถดาวน์โหลดได้ที่ www.dltv.ac.th

