

รายวิชา ภาษาอังกฤษ

รหัสวิชา อ21102

ชั้นมัธยมศึกษาปีที่ 1

เรื่อง **Fantastic Hotel**


ครูผู้สอน

ครูชนิษฐา

มาลัยพ่อง

ครูปิ่นปิ่นทร์

แสงจันทร์



Fantastic Hotel



จุดประสงค์การเรียนรู้

พูดสนทนาเกี่ยวกับการจองโรงแรม ที่พัก การลงทะเบียน เข้าพัก และการแจ้งออกจากที่พักได้





**Let's
Play!**

The person holding the ball when the teacher say "stop", will say the word used for the hotel.

The word used for the hotel



A place that people can swim or play in it.



pool



A person who answers the telephone, deals with clients, and greets visitors.



receptionist

A place is not allowed to smoke.



non-smoking area

To arrive, register at a hotel
and get access to the room.



check in

To leave a hotel and stop using the room.



check out

A room with one bed that two people can sleep on.



double room

A room with one bed that one person can sleep on.



single room

Rooms with individual entrance doors from the outside and a connecting door in between.

connecting room



A service provided in a hotel allowing guests to order food and drink to be brought to their rooms.




room service

A large tub with hot water or a heated bath that people can sit in together.




hot tub

A large tub with underwater jets that massage the body.



jacuzzi

What can be seen from the hotel (often the sea, mountain or something beautiful).



view

Let's talk!



สำนวนที่ใช้ในการจองที่พัก (Making a Reservation)

1. I would like to book a hotel room.
I would like to make a reservation.
2. Do you have room available?
3. What's your name, please?
May I have your name, please?
4. What date would you like to book the room for?
What date will you be arriving?
5. What kind of room would you like?
6. How many days do you need the room for?
7. How much is the room?
8. Would you like a single or double room?
Do you want a single room or a double room?
9. How long will you be staying?
How many nights?
10. I would like a room with.....
11. Could we have an extra bed?
12. Do you want a smoking or non-smoking room?

ใบความรู้ที่ 1 เรื่อง **Fantastic Hotel**

สำนวนที่ใช้ในการเข้าพัก (Registration/ Checking in)

1. We would like to check in, please.
2. I have a reservation.
3. What name is the reservation under?
4. We have a reservation under Jill McMann.
5. Do you have your booking confirmation?
6. Would you like to pay by cash or credit card?
7. Could you please fill in this registration form?
8. My booking was for a double/single room.
9. Would you like a wake-up call?
10. What time's breakfast?
11. Breakfast's from.....am till.....am.
12. Your room number's...
13. Your room is on the...floor.
14. You can leave your suitcase here and the bellboy will bring it up
15. Enjoy your stay!

ใบความรู้ที่ 1
เรื่อง
**Fantastic
Hotel**

สำนวนที่ใช้ในการการแจ้งออกจากที่พัก (Checking out)

1. We'd like to check out please.
2. Are you ready to check out?
3. What room were you in?
4. I would like to pay my bill, please.
I would like to pay by credit card. /I would like to pay in cash.
5. We really enjoyed our stay.
6. Have a safe trip home.
7. Sorry we're a bit late checking out.
8. How was your stay?
9. We're checking out of room 401.
10. Enjoy the rest of your holiday.
11. Was everything satisfactory?
12. I'll just need your room keys, please.
13. We'll be back next time.
14. We have a few complaints.

ใบความรู้ที่ 1
เรื่อง **Fantastic
Hotel**

ใบงานที่ 1 เรื่อง Fantastic Hotel

Instructions:

Create your dialogue for role-playing using vocabulary and phrases used for the hotel.

Wrap Up



บทเรียนครั้งต่อไป

เรื่อง **Popular Festival in Thailand**

ดาวน์โหลดเอกสารได้ที่ www.dltv.ac.th

รายวิชาภาษาอังกฤษ
ชั้นมัธยมศึกษาปีที่ 1

