

# รายวิชาภาษาอังกฤษ

รหัสวิชา อ16101

ชั้นประถมศึกษาปีที่ 6

เรื่อง **What I Learn (2)**

ครูผู้สอน อัญชลี สุวรรณบุตร



# What I Learn (2)



Let's review!


# Wordsearch Puzzle

Find verbs 1 as many as you can.



## WORD SEARCH PUZZLE

Q	C	L	W	T	T	L	E	A	G	E
R	U	P	N	E	U	T	W	H	O	L
B	I	G	L	K	Q	B	N	I	P	D
P	A	C	S	Y	N	E	A	L	W	E
L	R	K	N	B	A	K	U	A	I	R
C	S	P	E	Y	G	I	Y	E	P	Q
E	Z	O	A	I	E	T	S	R	N	A
W	V	Y	B	G	R	Y	K	O	Q	L
S	E	K	Q	A	I	W	A	P	U	S
F	U	E	R	L	N	R	B	R	E	S
I	L	T	O	N	D	E	T	I	B	N

p	a	i	n	t	l	d	d	w	m	i	d	t	w
i	o	c	o	o	k	e	f	n	a	c	o	a	e
n	p	l	o	y	s	w	a	s	k	n	d	l	r
e	s	i	t	n	w	r	a	k	e	d	e	k	e
k	t	s	n	p	t	e	r	i	d	d	r	a	w
t	u	t	f	i	t	a	l	k	e	d	r	d	n
i	d	e	e	k	c	d	n	p	w				
r	y	n	e	r	t	e	c	w	e				
u	s	p	d	w	r	i	t	e	r				
n	d	w	p	l	a	y	q	o	l				



p	a	i	n	t	l	d	d	w	m	i	d	t	w
i	o	c	o	o	k	e	f	n	a	c	o	a	e
n	p	l	o	y	s	w	a	s	k	n	d	l	r
e	s	i	t	n	w	r	a	k	e	d	e	k	e
k	t	s	n	p	t	e	r	i	d	d	r	a	w
t	u	t	f	i	t	a	l	k	e	d	r	d	n
i	d	e	e	k	c	d	n	p	w				
r	y	n	e	r	t	e	c	w	e				
u	s	p	d	w	r	i	t	e	r				
n	d	w	p	l	a	y	q	o	l				




# Objectives

The students can be able to

- pronounce and give the meanings of vocabulary words related to activities.
- discuss *actions that were happening in the past* using the Past Continuous Tense.
- correct the sentences to be in the Past Continuous Tense form.





## Time to learn!


I was writing ( **write** ) my diary.

My mother was cooking ( **cook** ) food.

Lisa and Jane were swimming ( **swim** ) in the sea.

Dan and I were painting ( **paint** ) the pictures.





Time to learn!

I was **writing** (write) my diary.

My mother was **cooking** (cook) food.

Lisa and Jane were **swimming** (swim) in the sea.

Dan and I were **painting** (paint) the pictures.





## คำทั่วไป เติม -ing ได้เลย


V1	V1 with -ing
read	reading
feed	feeding
do	doing
talk	talking
cook	cooking
listen	listening
draw	drawing
study	studying
play	playing

## คำที่มีสระเสียงสั้น 1 ตัว ตัวสะกด 1 ตัว เพิ่มตัวสะกดอีก 1 ตัว และเติม -ing

V1	V1 with -ing
run	running
cut	cutting
swim	swimming

## คำที่ลงท้าย ด้วย e ให้ตัด e และจึงเติม -ing

V1	V1 with -ing
write	writing
make	making
take	taking



Time to learn!

Yesterday, My mother was **cooking** food at 5 pm.

Lisa and Jane were **swimming** in the sea  
this morning.

## Past Continuous Tense

ใช้พูดถึงเหตุการณ์ที่กำลังเกิดขึ้น ณ เวลาใดเวลาหนึ่งในอดีต

subject



was/were



V-ing



Past time  
expression

# Worksheet 2 :

## Past Continuous Tense



**Instructions A:**  
Circle the right form of verb to be.

**Instructions B:**  
Write the correct form of verbs in the blanks.

**Instructions A:** Circle the right form of verb to Be.

คำสั่ง A : วงกลมรอบคำกริยาที่เหมาะสมกับประธาน

Ex. She was / were drawing a picture.

1. Ann was / were reading a book.
2. The girls was / were writing poems.
3. Jack was / were running in the corridor.
4. Jack and Ann was / were feeding a cat.
5. John was / were doing the homework.

**Instructions B:** Write the correct form of verbs in the blanks.

คำสั่ง B : เติมคำกริยาในวงเล็บในช่องว่าง โดยใช้รูปกริยาที่ถูกต้อง

Ex. John was ..... **drinking** ..... (drink) milk.

6. Kate was ..... (cut) paper to make a card.
7. My friends were ..... (talk) to Mr. Peter.
8. I was ..... (study) at home.
9. The students were ..... (make) models in science.
10. Kate and Max were ..... (listen) to music under the tree.

## Worksheet 2 ; Instructions A

Ex. She **was** / were drawing a picture.

1. Ann **was** / were reading a book.

2. The girls was / **were** writing poems.

3. Jack **was** / were running in the corridor.

4. Jack and Ann was / **were** feeding a cat.

5. John **was** / were doing the homework.



# Worksheet 2 :

## Past Continuous Tense



### Instructions A:

Circle the right form of verb to be.

### Instructions B:

Write the correct form of verbs in the blanks.

**Instructions A:** Circle the right form of verb to Be.

คำสั่ง A : วงกลมรอบคำกริยาที่เหมาะสมกับประธาน

Ex. She was / were drawing a picture.

1. Ann was / were reading a book.
2. The girls was / were writing poems.
3. Jack was / were running in the corridor.
4. Jack and Ann was / were feeding a cat.
5. John was / were doing the homework.

**Instructions B:** Write the correct form of verbs in the blanks.

คำสั่ง B : เติมคำกริยาในวงเล็บในช่องว่าง โดยใช้รูปกริยาที่ถูกต้อง

Ex. John was ..... **drinking** ..... (drink) milk.

6. Kate was ..... (cut) paper to make a card.
7. My friends were ..... (talk) to Mr. Peter.
8. I was ..... (study) at home.
9. The students were ..... (make) models in science.
10. Kate and Max were ..... (listen) to music under the tree.

## Worksheet 2 ; Instructions B

Ex. John was **drinking** (drink) milk.

6. Kate was **cutting** (cut) paper to make a card.

7. My friends were **talking** (talk) to Mr. Peter.

8. I was **studying** (study) at home.

9. The students were **making** (make) models in science.

10. Kate and Max were **listening** (listen) to music under the tree.



# Worksheet 2 :

## Past Continuous Tense



### Instructions C:

Complete the sentences. Use the Past Continuous form of the verbs in brackets.

**Instructions C:** Complete the sentences. Use the Past Continuous form of the verbs in brackets (วงเล็บ).

คำสั่ง C : เขียนประโยคให้ถูกต้องสมบูรณ์ โดยใช้โครงสร้างที่เรียน

Ex. We .....~~were eating~~..... (eat) cookies when Anna took a photo.

11. My father ..... (sit) in the living room when I got home.

12. When my cell phone rang, Jimmy ..... (take) a shower.

13. Two boys ..... (play) soccer when the teacher came into the classroom.

14. When the phone rang, I ..... (swim) in the pool.


15. My son ..... (do) his homework when he broke his pencil.

## Worksheet 2 ; Instructions C

Ex. We **were eating** (eat) cookies when Anna took a photo.

11. My father ..... (sit) in the living room when I got home.

12. When my cell phone rang, Jimmy ..... (take) a shower.





## Worksheet 2 ; Instructions C

13. Two boys ..... (play) soccer when the teacher came into the classroom.

14. When the phone rang, I ..... (swim) in the pool.

15. My son ..... (do) his homework when he broke his pencil.



## (Key) Worksheet 2 ; Instructions C

Ex. We **were eating** (eat) cookies when Anna took a photo.

11. My father **were sitting** (sit) in the living room when I got home.

12. When my cell phone rang, Jimmy **was taking** (take) a shower.



## (Key) Worksheet 2 ; Instructions C

13. Two boys .....**were playing**..... (play) soccer when the teacher came into the classroom.

14. When the phone rang, I**was swimming** (swim) in the pool.

15. My son .....**was doing**..... (do) his homework when he broke his pencil.



# (Homework)

## Worksheet 3 Write and Match








### Instructions:

Unscramble the words or phrases and match them with the pictures.

**Instructions:** Unscramble the words/phrases and match them with the pictures.

คำสั่ง: เรียงคำให้เป็นประโยคและจับคู่กับรูปภาพ

<p>1. he / the plants / . / was / watering When the bell rang, ..... ..... <input type="checkbox"/></p>	<p><b>A.</b> </p>
<p>2. were / listening to music / They ..... when the teacher came in. <input type="checkbox"/></p>	<p><b>B.</b> </p>
<p>3. a nap (งง) / was / taking / She ..... when he called her. <input type="checkbox"/></p>	<p><b>C.</b> </p>
<p>4. on her cell phone/. / he / was / talking When I saw him, ..... ..... <input type="checkbox"/></p>	<p><b>D.</b> </p>
<p>5. I / . / running / was / When the dogs barked, ..... ..... <input type="checkbox"/></p>	<p><b>E.</b> </p>

# Worksheet 3 (Homework)

1. <sup>1</sup>he / <sup>4</sup>the plants / <sup>2</sup>. / <sup>3</sup>was / watering

When the bell rang, **he was watering**.....  
**the plants.**.....

**C**

A.



2. were / listening to music / They

.....

when the teacher came in.

B.



# Worksheet 3 (Homework)

3. a nap (งีบ) / was / taking / She

.....

when he called her.

C.



4. on her cell phone/. / he / was / talking

When I saw him, .....

.....

D.



# Worksheet 3 (Homework)

5. I / . / running / was /

When the dogs barked, .....

.....



C.




## คำชี้แจงกิจกรรมนักเรียน

1. นักเรียนทำใบงานที่ 3 โดยเรียงคำให้เป็นประโยคและจับคู่กับรูปภาพ

## คำชี้แจงบทบาทครูปลายทาง

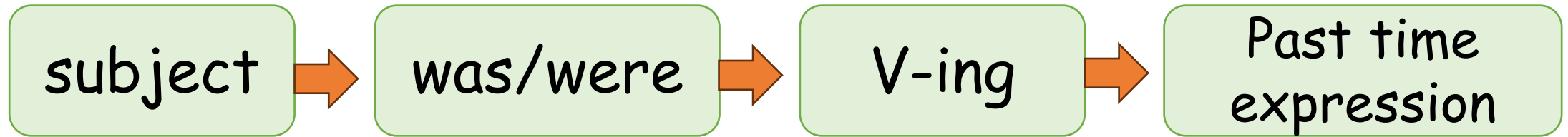
1. อธิบายคำสั่งในใบงานที่ 3 ให้นักเรียนฟังอีกครั้ง
2. คอยให้ความช่วยเหลือนักเรียนระหว่างทำใบงาน
3. สังเกตและตรวจสอบการเขียนคำศัพท์และประโยคในใบงานของนักเรียนให้ถูกต้องตามโครงสร้าง





# Wrap Up

## Past Continuous Tense



They were playing football  
yesterday evening.

## Wrap Up



..He was doing his homework..  
..last night.....



..She was watering the plant..  
..in Home Economics last week..

# บทเรียนครั้งต่อไป

## Things in My Classroom (1)



### สิ่งที่ต้องเตรียม

1. ใบงานที่ 4 เรื่อง Things in My Classroom
2. ใบงานที่ 5 เรื่อง Matching

สามารถดาวน์โหลดได้ที่ [www.dltv.ac.th](http://www.dltv.ac.th)

