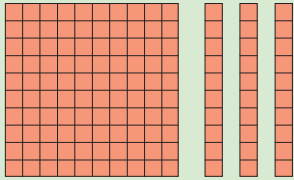


แบบฝึกหัด 1.5

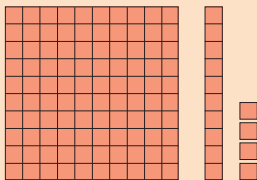
๑) นับและเขียนตัวเลขฮินดูอารบิกแสดงจำนวน

1)



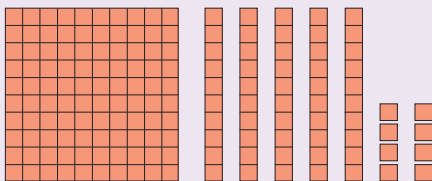
.....
.....

2)



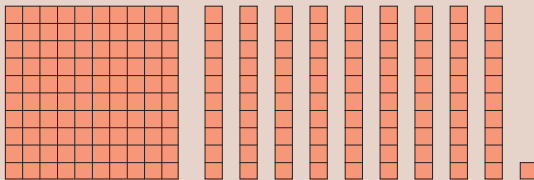
.....
.....

3)



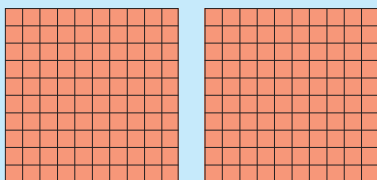
.....
.....

4)




.....
.....

5)



.....
.....

6)




.....
.....

2) วงรอบภาพให้เท่ากับจำนวนที่กำหนด


1)

110




2)

96



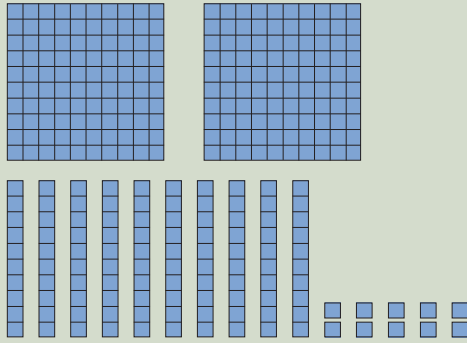
3)

102



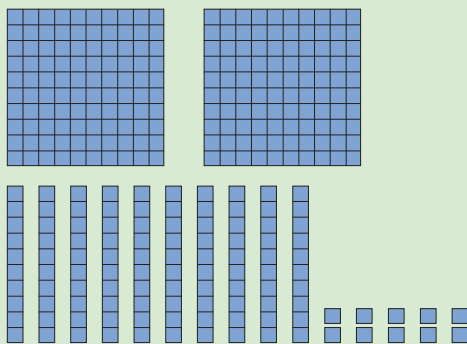
4)

180



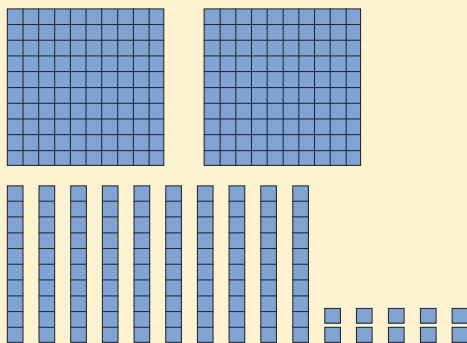
5)

108



6)

179



7)

200

