


# แบบฝึกหัด 1.1

1) เขียนตัวเลขฮินดูอารบิก ตัวเลขไทย และตัวหนังสือแสดงจำนวน

1)



.....

.....

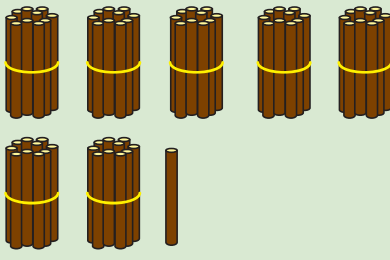
.....

.....

.....

.....

2)



.....

.....

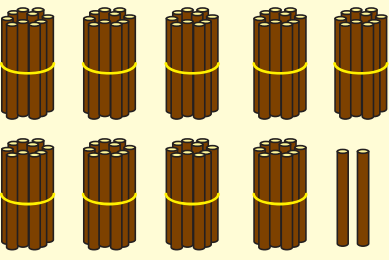
.....

.....

.....

.....

3)



.....

.....

.....

.....

.....

.....

4)



.....

.....


.....

.....

.....

.....

5)



-----

-----


-----

-----

-----

-----

6)



-----

-----


-----

-----

-----

-----

7)



-----

-----

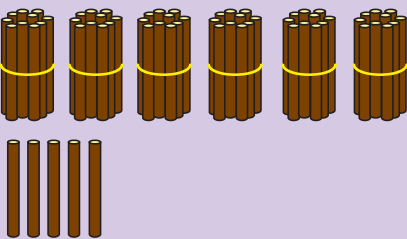
-----

-----

-----

-----

8)



-----

-----

-----

-----

-----

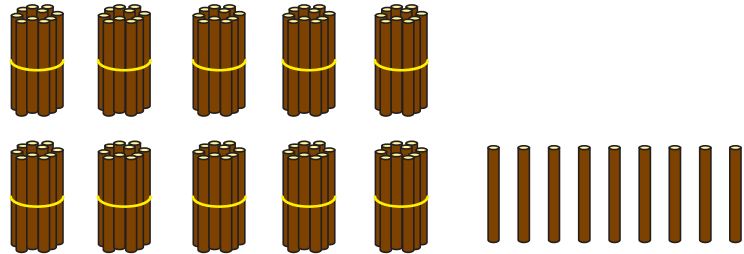
-----



2 เขียนวงล้อมรอบไม้ให้เท่ากับจำนวนที่กำหนด

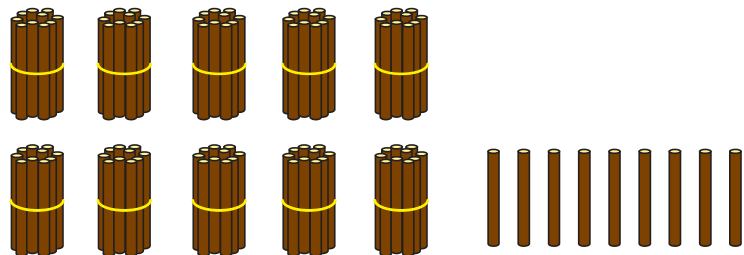
1)

23



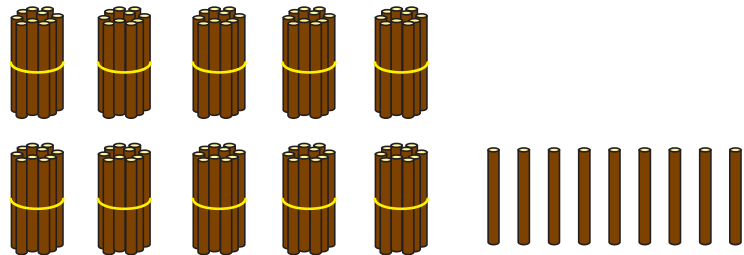
2)

78



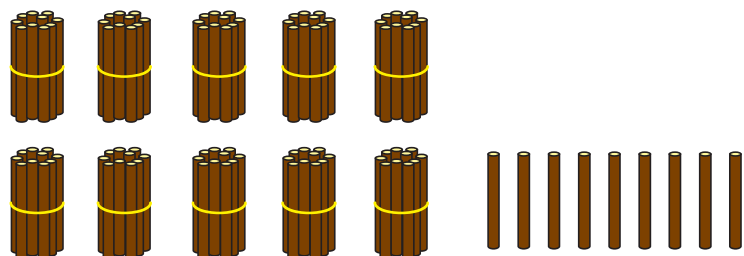
3)

32



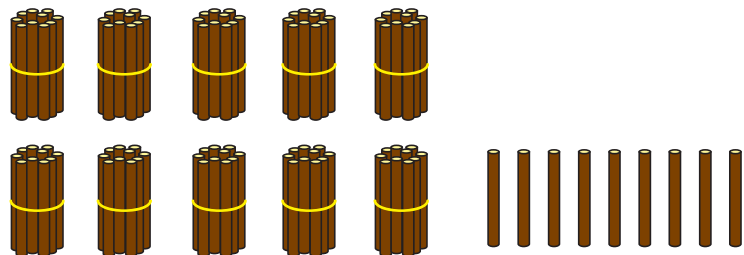
4)

41



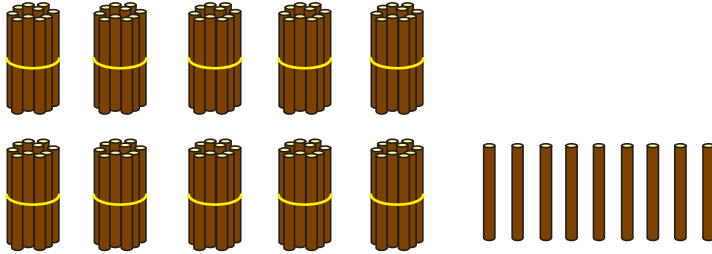
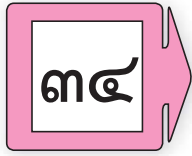
5)

98





### 3 เขียนวงล้อมรอบไม่ให้เท่ากับจำนวนที่กำหนด


1)





2)




3)



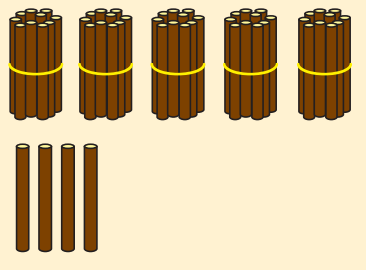
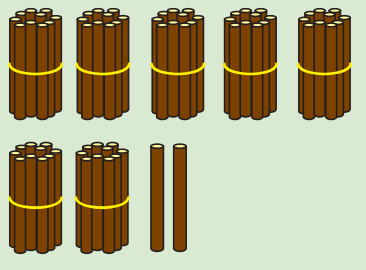
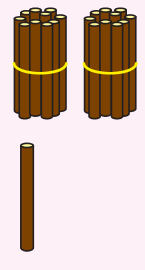
4)



5)



4 เขียน  $\times$  ทับภาพ ตัวเลข หรือตัวหนังสือ ที่แสดงจำนวนที่เท่ากัน

1)		45	54
2)	หกสิบ	66	
3)	72		๘๒
4)	สี่สิบเจ็ด	37	
5)		๒๑	ยี่สิบ