

# รายวิชาภาษาอังกฤษ

รหัสวิชา อ16101

ชั้นประถมศึกษาปีที่ 6

## Herbs (1)

ครูผู้สอน ครูอัญชลี สุวรรณบุตร  
ครูนกวรรณ มีศรีผ่อง



# Herbs (1)





# Herbs

1.



galangal

2.



ginger

3.



lime





# Herbs

4.



garlic

5.



shallot

6.



holy basil

# Objectives

The students are able to

1. answer the questions from the story correctly.
2. talk about the steps of cooking a herbal medicine.



ใบความรู้ที่ 1

# The Herbs that Saved the Chief





# The Herbs that Saved the Chief

Instructions: Find the meaning of the words.

1. pound

2. squeeze

3. diarrhea

4. guava leaf

5. cure

6. boil

7. village

8. villager

9. chief

10. medicine







# Key: The Herbs that Saved the Chief

1. pound




2. squeeze




3. diarrhea



4. guava leaf



5. cure

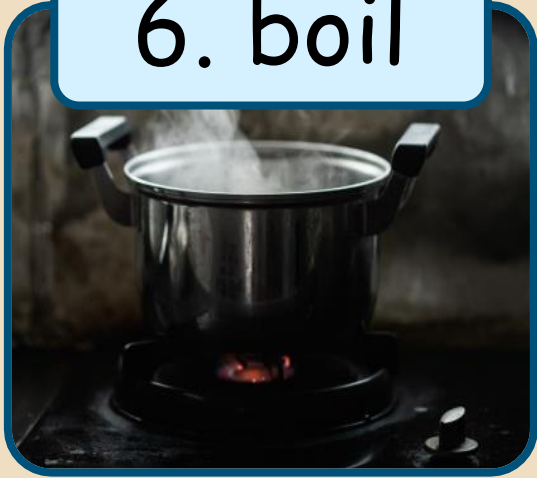






# Key: The Herbs that Saved the Chief

6. boil



7. village



8. villager



9. chief



10. medicine





# The Herbs that Saved the Chief



- 1 Once upon a time, there was a village near the mountains. The villagers worked on their farms and fed their animals.
- 2 The old woman took some herbs out and said, "Guava leaves can cure diarrhea."



- 1 Next, she put the leaves into 2 cups of boiling water and boiled the mixture.
- 2 One day, the village chief had bad diarrhea. The villagers would like to help but they didn't know what to do.





- 1 A man said, "We lived very far from the hospital. How can we help him now?"
- 2 An old woman came and said, "I know the herb which can cure the chief."





- 1 An old woman came and said, "I know the herb which can cure the chief."
- 2 She squeezed the herbal juice into a small cup.



- 1 The old woman took some herbs out and said, "Guava leaves can cure diarrhea."
- 2 Then, she put the mixture into a piece of cloth.

# She started to prepare the medicine.



1

Then, she pounded the leaves into small pieces.

2

First, she cleaned the leaves.




1

Next, she put the leaves into 2 cups of boiling water and boiled the mixture.

2


She let the herbal juice cool.





1

Then, she put the mixture into a piece of cloth.



2

She let the herbal juice cool.



1

She squeezed the herbal juice into a small cup.



2

"Now, the Chief can drink this", she said.



1

She gave herbal juice to the Chief.



2

Three days later, the village chief became well again.

ใบงานที่ 5 เรื่อง Reading Comprehension  
หน่วยการเรียนรู้ที่ 5 เรื่อง Around Me  
แผนการจัดการเรียนรู้ที่ 5 เรื่อง Herbs (1)  
รายวิชา ภาษาอังกฤษ รหัสวิชา อ16101 ภาคเรียนที่ 2 ชั้นประถมศึกษาปีที่ 6

**Instructions A:** Read the story "The Herb that Saved the Chief" then answer the questions.

คำชี้แจง อ่านเรื่อง "The Herb that Saved the Chief" จากนั้นตอบคำถาม

1. Who had diarrhea?

\_\_\_\_\_

2. Who helped that man?

\_\_\_\_\_

3. Why didn't people in the village take the man to hospital?

Because \_\_\_\_\_

4. What herb did the old woman use in the story?

\_\_\_\_\_

**Instructions B:** Write 1-6 in the boxes to put the sentences in order.

คำชี้แจง ใส่หมายเลขหน้าประโยค เพื่อเรียงลำดับขั้นตอนการปรุงยาจากสมุนไพร

She squeezed and put the herbal juice into a small cup.

Then, she pounded the leaves into small pieces.

First, she cleaned the leaves.

Then, she put the mixture into a piece of cloth.

She let the herbal juice cool.

Next, she put the leaves into 2 cups of boiling water and boiled the mixture.

ชื่อ \_\_\_\_\_ สกุล \_\_\_\_\_ ชั้น \_\_\_\_\_ เลขที่ \_\_\_\_\_



# Worksheet 5

## Reading Comprehension

### Instructions:

Part A: Read the story "The Herb that Saved the Chief" then answer the questions.

อ่านเรื่อง "The Herb that Saved the Chief" จากนั้นตอบคำถาม







# The Herbs that Saved the Chief



Once upon a time, there was a village near mountains.  
The villagers worked on their farms and fed their animals.



One day, the village chief had bad diarrhea. The villagers would like to help but they didn't know what to do.



A man said, "We lived very far from the hospital.  
How can we help him now?"





An old woman came and said, "I know the herb which can cure the Chief."





The old woman took some herbs out and said, "Guava leaves can cure diarrhea."

She started to prepare the medicine.



First, she cleaned the leaves.




Then, she pounded the leaves into small pieces.



Next, she put the leaves into 2 cups of boiling water and boiled the mixture.

She let the herbal juice cool.



Then, she put the mixture into a piece of cloth.





She squeezed the herbal juice into a small cup.



"Now, the Chief can drink this", she said.



She gave herbal juice to the chief.



Three days later, the village chief became well again.





## WORKSHEET 5

### Part A: Reading Comprehension

**Instructions:** Answer the questions.

1. Who had diarrhea?

\_\_\_\_\_.

2. Who helped that man?

\_\_\_\_\_.

3. Why didn't people in the village take the man to hospital?

\_\_\_\_\_.

4. What herb did the old woman use in the story?

\_\_\_\_\_.

## กิจกรรมนักเรียนปลายทาง



1. นักเรียนทำใบงานที่ 5 เรื่อง Reading Comprehension ตอน A อ่านเรื่อง “The Herb that Saved the Chief” จากนั้นตอบคำถาม
2. นักเรียนหาคำศัพท์เพิ่มเติมได้จากพจนานุกรม

## กิจกรรมครูปลายทาง



1. ครูคอยให้ความช่วยเหลือในกรณีที่นักเรียนทำกิจกรรม
2. ครูตรวจคำตอบในใบงานของนักเรียนเพิ่มเติมได้ในคู่มือครู








## KEY: Worksheet 5 Part A

One day, the village chief had a bad diarrhea.  
The villagers would like to help but they didn't know what to do.



1. Who had diarrhea?

The village chief had diarrhea.

An old woman came and said, "I know the herb which can cure the Chief."



2. Who helped that man?

An old woman helped that man.



## KEY: Worksheet 5 Part A

A man said, "We lived very far from the hospital. How can we help him now?"



The old woman took some herbs out and said, "Guava leaves can cure diarrhea."



3. Why didn't people in the village take the man to the hospital?

They didn't take the man to the hospital because they lived very far from the hospital.

4. What herb did the old woman use in the story?

The old woman used guava leaves.

ใบงานที่ 5 เรื่อง Reading Comprehension  
หน่วยการเรียนรู้ที่ 5 เรื่อง Around Me  
แผนการจัดการเรียนรู้ที่ 5 เรื่อง Herbs (1)  
รายวิชา ภาษาอังกฤษ รหัสวิชา อ16101 ภาคเรียนที่ 2 ชั้นประถมศึกษาปีที่ 6

**Instructions A:** Read the story "The Herb that Saved the Chief" then answer the questions.

คำชี้แจง อ่านเรื่อง "The Herb that Saved the Chief" จากนั้นตอบคำถาม

1. Who had diarrhea?

2. Who helped that man?

3. Why didn't people in the village take the man to hospital?

Because \_\_\_\_\_

4. What herb did the old woman use in the story?

**Instructions B:** Write 1-6 in the boxes to put the sentences in order.

คำชี้แจง ใส่หมายเลขหน้าประโยค เพื่อเรียงลำดับขั้นตอนการปรุงยาจากสมุนไพร

She squeezed and put the herbal juice into a small cup.

Then, she pounded the leaves into small pieces.

First, she cleaned the leaves.

Then, she put the mixture into a piece of cloth.

She let the herbal juice cool.

Next, she put the leaves into 2 cups of boiling water and boiled the mixture.

ชื่อ \_\_\_\_\_ สกุล \_\_\_\_\_ ชั้น \_\_\_\_\_ เลขที่ \_\_\_\_\_



# Worksheet 5

## Reading Comprehension

### Instructions:

Part B: Write 1-6 in the boxes to put the sentences in order.

ใส่หมายเลขหน้าประโยค เพื่อเรียงลำดับ  
ขั้นตอนการปรุงยาจากสมุนไพร





## WORKSHEET 5

### Part B: Reading Comprehension

6

She squeezed and put the herbal juice into a small cup.

2

Then, she pounded the leaves into small pieces.

1

First, she cleaned the leaves.

5

Then, she put the mixture into a piece of cloth.


4

She let the herbal juice cool.

3

Next, she put the leaves into 2 cups of boiling water and boiled the mixture.





# Words of the Day

pound

squeeze

cure

villager

diarrhea

1. Guava leaves can \_\_\_\_\_ diarrhea.

2. I \_\_\_\_\_ the leaves into small pieces.

3. A \_\_\_\_\_ is a person who lives in a village.

4. I don't feel well. I have got \_\_\_\_\_.

5. Cut the lemon in half and \_\_\_\_\_ the juice into the bowl.

บทเรียนครั้งต่อไป



# Herbs (2)

สิ่งที่ต้องเตรียม

ใบความรู้ที่ 2 เรื่อง Things to Remember

ใบงานที่ 6 เรื่อง Things to Remember: True or False

สามารถดาวน์โหลดได้ที่ [www.dltv.ac.th](http://www.dltv.ac.th)



# ฝากไว้ให้คิด

## English a Day

Everything has its good side  
and its bad side.

