

รายวิชา ภาษาอังกฤษ

รหัสวิชา อ22101

ชั้นมัธยมศึกษาปีที่ 2

Kitchen Utensils

ครูผู้สอน ครูพรทิพย์ พงษ์ทอง

ครูวัลลภ ใจหมั่น



Kitchen Utensils





จุดประสงค์การเรียนรู้

1. ออกเสียงคำศัพท์เกี่ยวกับอุปกรณ์ในครัวได้
2. ถามและตอบเกี่ยวกับเครื่องใช้ในครัวได้





Word Bank

A kitchen scene with a brick wall background. A white rounded rectangle is centered in the upper half, containing the text 'Word Bank'. Below it, the kitchen counter is visible with various items: a glass bottle, a glass, a white cup, a metal canister with silverware, a wooden cutting board, a metal canister with black utensils, a green plate, a wooden cutting board with carrots and onions, two red bell peppers, two brown paper bags, and a wicker basket with green leafy vegetables. A juicer is also visible on the right side of the counter.



It is made of wood or plastic, which you can cut or slice

cutting board



**It is a sharp object
used for cutting or
slicing**

knife



It is a cooking utensil with a flat bottom and raised sides. You fry eggs here.

pan



**It is an electric
mixing machine.**

blender



It is a utensil used to spread or mix ingredients.

spatula



It is a round and deep dish in which you put noodles and soup.

bowl



**It is a tool for taking
the peel off.**

peeler



It is a long-handled spoon that you can use to get the soup.

ladle



**It is used to
flatten or shape
the dough.**

rolling pin



It is a heavy tool used with mortar. You use it to crush the papaya when you make papaya salad.

pestle



A bowl-shaped hard material. You can make papaya salad here!

mortar



This is a **kitchen utensil.**



I use it for **+Ving.**



This is a



I use it for **frying eggs.**





This is a



I use it for

mixing the ingredients.





This is a



I use it for

Putting some soup.





This is a



I use it for **cutting meat.**





This is a



I use it for

getting the soup.





This is a



I use it for

peeling fruits or carrots.





This is a



I use it for **blending.**





This is a



I use it for **preparing food**





This is a



I use it for **crushing spices.**



Activity : What's Missing?



Activity : What's Missing?



Activity : What's Missing?



Activity : What's Missing?



Activity : What's Missing?



Activity : What's Missing?



Worksheet 1

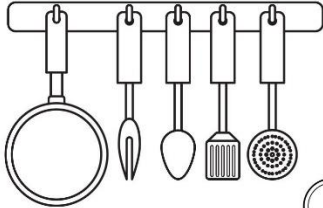


Kitchen Utensils




Instruction :
Write the words
under the pictures.







(สามารถดาวน์โหลดได้ที่ www.dltv.ac.th)



cutting board
 knife
 pan
 blender
 spatula
 bowl
 peeler
 ladle
 rolling pin
 mortar
 pestle


1   2 

3   4 

5  6 

7  8 

9  10 

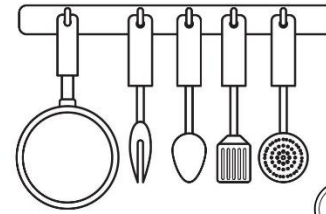
11 

Let's check!

Worksheet 1 Kitchen Utensils

Instruction :

**Write the words
under the pictures.**



1

peeler

2

ladle

cutting board

knife

pan

blender

spatula

bowl

peeler

ladle

rolling pin

mortar

pestle



3

bowl

4

cutting board



5

spatula

6

knife



7

blender



10

mortar



8

pan

9

rolling pin

11

pestle


Let's wrap it up!



This is a (add a kind of kitchen utensil).




I use it for +Ving.



บทเรียนครั้งต่อไป

เรื่อง **How to Cook Food**



สิ่งที่ต้องเตรียม

ใบงานที่ 1 เรื่อง Cooking Verbs



(สามารถดาวน์โหลดได้ที่ www.dltv.ac.th)

