


รายวิชา ภาษาอังกฤษ
รหัสวิชา อ23101 ชั้นมัธยมศึกษาปีที่ 3

เรื่อง **My Robot (2)**

ครูผู้สอน ครูสรวรยา อุดรพรหม
ครูธีรวุฒิ ศรีสวัสดิ์



A white humanoid robot with blue eyes and a futuristic blue background with digital elements. The robot is positioned on the left side of the frame, looking towards the right. The background features glowing blue lines, circular patterns, and a faint image of a car's front end. A large, glowing blue circle is centered behind the text.

My Robot (2)

จุดประสงค์การเรียนรู้

1. พุดนำเสนอเกี่ยวกับหุ่นยนต์ที่ประดิษฐ์ได้





Review “Our Robot”

Design Our Robot

What does your robot look like?

What is the purpose of this robot?

Name of your robot:



How does your robot make our lives better?

What can your robot do?



- 1. What is the purpose of your robot?**
- 2. What will your robot look like?**
- 3. What abilities does your robot have?**
- 4. How does your robot make our lives easier and safer?**

Group Work : Drafting the Robot





Drafting: Our Robot

1. What is the purpose of your robot?





Drafting: Our Robot

2. What will your robot look like?





Drafting: Our Robot

3. What abilities does your robot have?






Drafting: Our Robot

**4. How does your robot
make our lives easier
and safer?**






Materials



rope



bottle






can




cardboard box




colored paper


Activity




**Our
Creative
Robot**



Present Your Robot





Quote of the day

Don't think of robots as replacements for humans – think of them as things that will help to make us better at tackling many of the problems we face.

Bill Gates