


รายวิชา ภาษาอังกฤษ
รหัสวิชา อ23101 ชั้นมัธยมศึกษาปีที่ 3

เรื่อง **My Robot (1)**

ครูผู้สอน ครูสรวรยา อุดรพรหม
ครูธีรวุฒิ ศรีสวัสดิ์



Activity : Drawing dictation

- **Rectangle**
- **Square**
- **Top**
- **Left/Right hand**
- **Corner**

Do you know?



Activity : Drawing dictation

Draw a rectangle at the top.



Activity : Drawing dictation

In the rectangle draw
a small square near the top
right hand corner and
a small square in the top
left hand corner.



Activity : Drawing dictation

Under the two squares in the center, draw a long thin rectangle.




Activity:

Drawing dictation

Draw a rectangle at the top. In the rectangle draw a small square near the top right hand corner and a small square in the top left hand corner.

Under the two squares in the center, draw a long thin rectangle.





My Robot (1)



จุดประสงค์การเรียนรู้

1. สื่อสารเกี่ยวกับสิ่งประดิษฐ์หุ่นยนต์โดยใช้คำศัพท์และโครงสร้างภาษาที่ถูกต้องได้
2. ถูถามและตอบคำถามเกี่ยวกับสิ่งประดิษฐ์หุ่นยนต์ได้








Worksheet 2

“Our Robot”



Worksheet 2 "Our Robot"

1. What does the video show you?


2. What materials do you need to make a recycled robot?

3. What does it look like?

4. What can it do?

Instructions:


**Watch the video
"How to Make
a Recycled Robot"
and answer the
questions.**





1. What does the video show you?

The video shows how to make a recycled robot.



2. What materials do you need to make a recycled robot?

Materials you need are boxes, paper rolls, bottle caps, and some tape.



3. What does it look like?

It has a head, two arms, two legs, and feet.

4. What can it do?


**It can be a great decoration
or a creative present.**



Group Discussion “Our Robot”



1. What jobs do you think robots could do?



2. Which three jobs would you like your robot to do?

Worksheet "Our Robot"



What does your robot look like?

What is the purpose of this robot?

Name of your robot:

How does your robot make our lives better?

What can your robot do?



Group Work

**Drafting
“Our Robot”**



Drafting: Our Robot

1. What is the purpose
of your robot?





Drafting: Our Robot

2. What will your robot look like?





Drafting: Our Robot

3. What abilities does your robot have?





Drafting: Our Robot

**4. How does your robot
make our lives easier
and safer?**




Talk to your team and decide on the following points:

DRAW and **DESCRIBE**
your robot.



- 1. What is the purpose of your robot?**
- 2. What will your robot look like?**
- 3. What abilities does your robot have?**
- 4. How does your robot make our lives easier and safer?**

Group Work : Drafting the Robot



Design Our Robot

What does your robot look like?

What is the purpose of this robot?


Name of your robot:

How does your robot make our lives better?

What can your robot do?



Presentation : Our Robot





Quote of the day

Robotics and other combinations will make the world **pretty fantastic** compared with today.

Bill Gates



บทเรียนครั้งต่อไป
เรื่อง **My Robot (2)**



สิ่งที่คุณ
สิ่งที่ต้องเตรียม

ใบงาน **My Robot (2)**

สามารถดาวน์โหลดเอกสารได้ที่

www.dltv.ac.th