

# รายวิชา ภาษาอังกฤษ

รหัสวิชา อ22101

ชั้นมัธยมศึกษาปีที่ 2

## A Family Photo

ครูผู้สอน ครูวัลลภ ใจหมั่น


ครูพรทิพย์ พงษ์ทอง





# A Family Photo






# จุดประสงค์การเรียนรู้



1. อ่านคำบรรยายรูปภาพครบถ้วนและระบุลักษณะภายนอกและการแต่งกายของสมาชิกในครอบครัวจากข้อมูลที่ได้
2. เขียนบรรยายภาพถ่ายเกี่ยวกับลักษณะภายนอกและการแต่งกายของสมาชิกในครอบครัวโดยใช้ **intensifiers** ได้

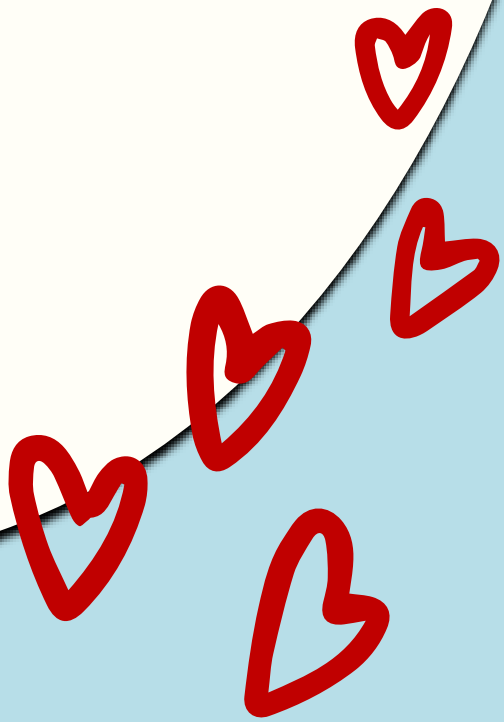







# Intensifiers

| Intensifier       | Sample Sentence  |
|-------------------|--|
| <b>not at all</b> | My tea is <u>not at all</u> warm. It's cold now.               |
| <b>a bit</b>      | The weather is <u>a bit</u> warm. You can take off your coat.  |
| <b>not very</b>   | Today is <u>not very</u> cold. You should not wear a coat.     |
| <b>quite</b>      | It's <u>quite</u> hot. Can I open the window?                  |
| <b>very</b>       | That sweater looks <u>very</u> good on you. I like it.         |
| <b>really</b>     | It's a <u>really</u> expensive beanie. I can't buy it.         |
| <b>completely</b> | This concert is <u>completely</u> free. You don't have to pay. |



# What are they wearing?



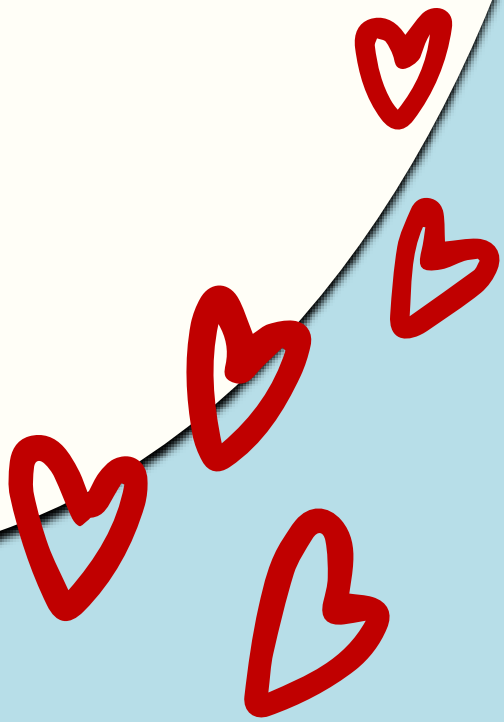

**They're wearing black shirts  
and white aprons.**



# What are they wearing?



**They're wearing brown skirts  
and stockings.**





# Worksheets





# Worksheet 1 The Smiths' Family



**Directions:** Read the paragraph and complete the table. Write the name of each person in the picture.

Here is my family photo. My name is Sarah Smith. I am short and quite thin. I have got short black hair. I have got glasses. I am wearing a blue tee and a pink skirt. My father's name is Sam. He is in his 50s. He is tall and a bit plump. He has got a short beard. In the photo, he is wearing a white shirt and brown trousers. He is also wearing a long coat. My mother's name is Mary. She isn't very tall and she is overweight. She has got brown curly hair. She is wearing a red tee and blue jeans. Jim is my older brother. He is tall and really skinny. He is wearing glasses. He is wearing a sweater and a scarf in the picture. As you can see, everyone in my family looks completely different but we love each other very much.






# Worksheet 1 The Smiths' Family



**Directions:** Read the paragraph and complete the table. Write the name of each person in the picture.



| Name | Appearance | Clothes |
|------|------------|---------|
|      |            |         |
|      |            |         |
|      |            |         |
|      |            |         |





# Worksheet 2 My Family

**Directions:** Put a photo of your family in the box and complete the table.

Write a paragraph describing your family.

| Name | Appearance | Clothes |
|------|------------|---------|
|      |            |         |
|      |            |         |
|      |            |         |
|      |            |         |





# Worksheet 2 My Family

**Directions:** Put a photo of your family in the box and complete the table.

Write a paragraph describing your family with intensifiers.



| Name | Appearance | Clothes |
|------|------------|---------|
|      |            |         |
|      |            |         |

---

---

---

---

---

---


---

---



**It's a Wrap!**






# Intensifiers

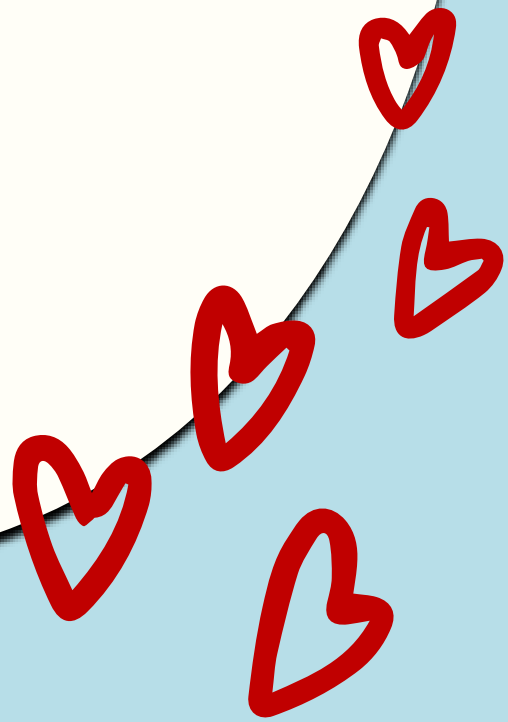

We put intensifiers (adverb) before adjective(s) to make adjective(s) more intense.

Lisa is not very beautiful but everyone likes her. She is a very good friend.



Asking about **the clothes**  
that **a person** is wearing.



**What is your mom wearing?**





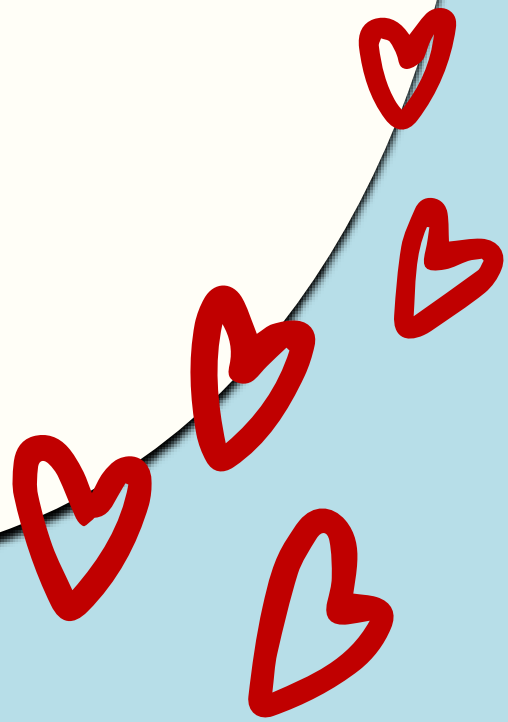

Asking about **the clothes**  
that **a person** is wearing.

**What is John wearing?**



Asking about **the clothes**  
that **people** are wearing.

**What are they wearing?**



Telling about **the clothes**  
that **people** are wearing.

They're wearing

are

Uniforms/clothes  
(e.g. stockings, khaki shorts,  
white apron, etc.)

\_\_\_\_\_.




Telling about **the clothes**  
that **a person** is wearing.

Your mom's wearing \_\_\_\_\_.

is

Uniforms/clothes  
(e.g. stockings, khaki shorts,  
white apron, etc.)



# บทเรียนครั้งต่อไป

## เรื่อง What Does She Look Like? (1)



### สิ่งที่ต้องเตรียม

- 1) บัตรภาพ เรื่อง National Costumes
- 2) บทอ่าน เรื่อง National Costumes (กิจกรรม Jigsaw Reading)
- 3) ใบงาน เรื่อง National Costumes (Exercise 1 และ 2)



(สามารถดาวน์โหลดได้ที่ [www.dltv.ac.th](http://www.dltv.ac.th))

