

รายวิชา ภาษาอังกฤษ

รหัสวิชา อ22101

ชั้นมัธยมศึกษาปีที่ 2

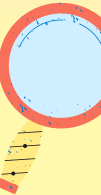
เรื่อง What Does She Look Like?

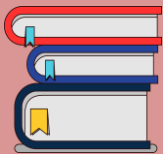
ครูผู้สอน ครูวัลลภ ใจหมั่น

ครูพรทิพย์ พงษ์ทอง



What Does She Look Like?





จุดประสงค์การเรียนรู้

1. ออกเสียงคำศัพท์เกี่ยวกับลักษณะบุคคล
ได้ถูกต้อง
2. เขียนประโยคสั้น ๆ เพื่ออธิบายเกี่ยวกับ
ลักษณะภายนอกของบุคคลได้



Describing Myself

- Look at all the flashcards about appearance vocabulary.
- Choose 2 or more words that best describe yourself.



Words about Age



Young

Middle-aged, Adult

Old

Words about Height



Short

Medium

Tall

Words about Build

muscle



Thin

Well-built

Plump, Fat

Words about Skin




Pale, Yellow

Bright

Dark

Words about Face



Oval, Round

Long

Square

Words about Hair




Long, Short

Blonde, Black, Grey

Straight, Curly,
Ponytail, bald

Words about Eyes




Big, Small

Oval, Round

Blue, Black, Brown

Wrinkles (n.)



Freckles (n.)



Moustache (n.)



Worksheet 1: Who is Who?

Directions: Complete the following sentences with the right name.



Worksheet 1: Who is Who?

Directions: Complete the following sentences with the right name.

1. _____ is carrying a backpack, and is the tallest of the group.
2. _____ is as tall as Nicole. They are taller than the other girl, _____.
3. _____ is going to the school and is the second in the queue.
4. _____ is very friendly and is the only person who is talking.
5. _____ has got blue eyes and is standing between Chris and Karen.



Worksheet 1: Who is Who?

Directions: Complete the following sentences with the right name.

- _____ is wearing blue jeans and a nice red t-shirt and shorter than Chris.
- _____ and _____ are siblings. Both have got fair hair and blue eyes.
- _____ has got green eyes and curly hair.
- _____ is good at sport and is wearing a tracksuit right now.
- _____ has got straight hair and is shortest of them.



Worksheet 2: Describing People

Directions: Write about your friend. Describe that person. Remember to include the information about his/her appearances.





HANGMAN





บทเรียนครั้งต่อไป

เรื่อง What Are They Wearing?



สิ่งที่ต้องเตรียม

ใบงานที่ 5 เรื่อง What Are They Wearing?



(สามารถดาวน์โหลดได้ที่ www.dltv.ac.th)

